



# The Mountain GAZETTE

© 2019, Train Mountain

An Official Publication of the Train Mountain Institute and TM Railroad—Issue Vol. #4 Issue #15 **November 2019**

## November

So what happens when fire season is over and things are supposed to be back to normal?

We get a large temperature inversion while everyone is burning their woodstoves and slash piles. We get SMOKE combined with morning fog and well let's just say it hasn't been the best of starts to our *Fall/Winter* season.

Dave is still running the Rail Tours almost daily and the few visitors we get now still enjoy the 'cooler' Tours. If it's too bad outside Tom has made up some shortened visitor videos and we give Virtual Tours inside the Hall of Flags.

The 'boys' have been busy taking out some of the rotten decking at Central Station. The intent is to replace some of the wooden decking with concrete decking in some spots.

In case you're wondering what you'll get to do next year here during the Work Weeks, well Mother Nature is very busy covering ALL of the track with her usual array of pine needles, and pine cones, and . . . .

From us here on the Mountain we wish you and yours the Happiest, Warmest, and most *Fulfilling* Thanksgiving!

## 2018 TRIENNIAL VIDEO AVAILABLE NOW


W I D E S C R E E N

**TRAIN MOUNTAIN TRIENNIAL**  
*Official 2018 Video*



**Click Here to Purchase Online  
Or Go To:**

<https://trainmtn.org/tmrrmembers/videosales1.aspx>



**Join Train Mountain Now!**

Register or Join - <https://trainmtn.org/tmrrmembers/Member Portal.aspx>

## From the Desk of Jeff Mills, President TMRR

November is half over and the Holiday Season is upon us. Most of us will devote time and effort in preparation for the Christmas and New Year's Holidays. This is also the best time to renew your membership and submit your 2020 Meet fees. Consider making a Christmas Gift of TMRR Membership to some of your family or friends! It might be just the thing for that person who is hard to buy for.

We have a lot to look forward to in 2020. Dennis Ward, our Track Superintendent made a track report in last month's Gazette with the areas in need of track replacement spelled out. This list may look intimidating. However, if taken one section at a time, as we have been doing, it will be well within our grasp. Bert Newberry has been working almost daily on installing longer screws into all the wood ties of the Main Yard tracks. This should extend the life of those Main Yard tracks.

Jerry Crane has begun the first phase on various improvement projects for the Train Mountain Park. He hired an Engineering firm to provide plans for a four-unit shower and laundry facility to be built in Six Acre Campground. They are required for submission to the State and County to obtain Permits to begin the project. Construction will commence as weather permits.

Our Brush Remediation and Forest Health Project is waiting for a State Culture review.

The wooden porch on the South Side of Central Station is being replaced with concrete. This portion of the decking is in the poorest condition and will tie in with concrete already in front of the Event Office area.

Duane Kaasa has started raising funds to paint the full-size Sleeper car near our front entrance. His plan is to paint in the original New York Central colors. Duane's expertise is a valuable asset to our full-size equipment displays and deserves our support with not only donations but volunteer assistance. Please contact Duane with your interest or to the office to make a donation for this project.

As usual, raking and hauling of forest debris, numerous track repairs and several new projects will keep our volunteers busy in the 2020 season.

Happy Holidays to all Train Mountain Members, Friends and Families.

## Volunteers Needed Russ Wood

The regular season has wound down to a trickle of visitors but we still need volunteers to come and man the Visitor Center. We can also use this time to train additional Rail Tour Docents. I'm sure Joyce would appreciate some help in the front office as well. The Track Shop needs to get going soon as Dennis has put in the track orders for some additional 13,000 feet more track! A lot of the equipment we all share (the riding cars, etc.) all need some maintenance done so there is some Back Shop work to be done. Dale is working on a couple of the TMI engines so he might like some company while working on the equipment. The informal gathering each weekday morning (8:30 ish) is a great time to find out where we could use your help. Dennis and Bill have been hauling ballast out to the track extension leading to Bill's house. They can always use some help and that trip is made almost daily depending on the weather. Bert can also use a lot of help in refurbishing the wood tie track in Main Yard. If you happen to be in the area, please stop by the office and see either Tom or Joyce and they can let ya' know what's going on. It's your club, your park, your layout. Let's keep it in the best shape we can. Thanks.

## Article Number Three on “Understanding TM” By: Jerry Crane

Last month’s “Understanding” article give an overview of our 7 ½ inch gauge track. We looked at the history of the installation of the track and our present situation concerning track installation. This month we will look at our track panel building process and the installation of track in the field.

# Understanding Train Mountain Track Building and Installation

## Building Track Panels

Train Mountain builds and installs its track in 10 foot sections. Steel or aluminum rail and recycled plastic ties are used to fabricate these 10 foot panels in the TM’s Track Shop. The steel rail comes from TM’s Swiss supplier, Montanstahl, in 10+ foot lengths. The rail is first bent to the proper curvature using a hydraulic press and then trimmed to the proper length. The inside and outside rail of a panel have slightly different lengths. The track panels are built to radius of 75’, 90’, 105’, 120’, 135’, 150’, 165’ and straight. The ties are cut from 8+ foot stock recycled plastic boards in 16 inch lengths. TM’s Canadian supplier, Alternative Plastic Product Mfg., provides these boards in true 2” x 3” detentions. The ties and rails are then assembled into panels in jigs using tie plates, rail joiners and screws. Completed track panels of the different required radius are then stored in the Backshop yard.

Second part of the Track Shop is devoted to the fabrication of switches. Frog and points parts are fabricated and assembled. The required rails are milled and drilled. All the required parts and assemblies are then screwed together on plastic ties in jigs. The switches are built to the radius of 75’ and 100’.

## Track Installation

Before new track is installed the new route is laid out, rough graded with required fill and cuts, compacted, fine graded and then is let set for one year. Right before the track is installed the route is given a fine grade to exact track profile. Heavy duty plastic cloth underlayment is then laid on the final grade with the centerline of the plastic being the final center line of the track. The plastic underlayment is used to keep rain and snow melt water from penetrating the ground under the track. This eliminates frost heaving in the winter. The plastic cloth underlayment is 8 foot wide for a single track and 12 foot wide for a double track. The correct radius 10 foot track panels are then laid directly on the plastic underlayment and joined together using rail joiners. Ballast rock is then laid, covering the complete plastic underlayment. The final process is to hand adjust the track to assure proper alignment and profile.

Installation of track to replace the old wood tie track follows the above procedure if the replacement requires a regrade of the track. If no regrade is required, the old track panels are lifted out of the ballast, the ballast is then raked back from the centerline of the track and the new panels laid on the existing plastic underlayment. The track is then ballasted using the old ballast and any new rock as required.

*Last updated: October 10,2019 By Jerry Crane*

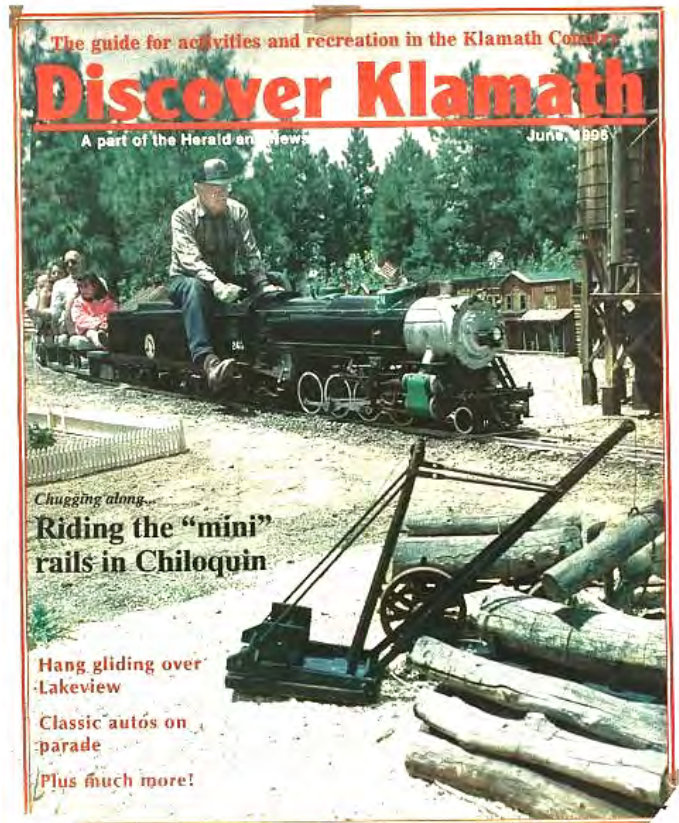


# Discover Klamath 1996 - Front Page

By Jeff Mills

I found this Discover Klamath Front cover while helping with a clean out of the late Alan (Al) Von Ruden's house in Seattle. I have been helping his son, Morgan, with this task for the last few weeks. Al passed earlier this year at age 96 and was a member of Kitsap Live Steamers as well as Train Mountain Railroad.

The picture is of Bernie Swensen's Mikado. Unfortunately, Bernie passed away the next winter, in 1997. This Mikado was sold to Don Deffly who has run it at KLS and Train Mountain ever since. Al built a "sister" Mikado at the same time as Bernie built his. They helped each other through the trials and tribulations of live steam locomotive construction. Morgan has put Al's Mikado up for sale and, hopefully, it will find a new home this spring or fall. If someone is interested in it, contact me for further information.



**Join Train Mountain Now!**

Register or Join - [https://trainmtn.org/tmrrmembers/Member\\_Portal.aspx](https://trainmtn.org/tmrrmembers/Member_Portal.aspx)

## **Greetings from Joyce at the front office:**

This is most likely going to be a shorter than usual article. See, it is supposed to turn into a rather snowy stormy day here today and I want to get home before I can't get the truck up my slightly inclined driveway. This is the first big storm of the season. I don't know about the December holidays, but it is sure looking like we will have a white Thanksgiving!

We continue to have members coming by and there are still some visitors dropping in for tours, to shop in the store and to watch some videos indoors. It has been a bit too chilly to run rail tours, but there may still be a few here and there if weather and track conditions warrant it and someone wants to volunteer. It is nice that we are open and that visitors can catch us if they miss getting up to Crater Lake because of the snow, weather or road closures.

Over a hundred people have renewed for 2020 so far. You can renew your membership, join and sign up for meets online, by mail and in the office.

If you own or co-own a container, container rents are due by January 1<sup>st</sup> for 2020. We accept payments by phone, in the office or by mail. You can call the office to get the rate—it is the same as 2019. Please do not wait for us to send you a bill!

The kitties and I can't wait until next year when you all come again for the work weeks, meets and in between times! In the meantime, Charlie continues to greet whoever he can find around, Maggie is watching YouTube videos for cats and I am doing office work.

Thank you once more to all the many volunteers who help to make Train Mountain, Train Mountain! Keep up the great work!

Here's wishing you all happy holidays!



## **Train Mountain on Oregon Public Broadcast Links**

A video segment on Train Mountain and other Oregon destinations was aired on the Oregon Field Guide. You can now view the entire segment directly on the opb.org website here: <https://watch.opb.org/video/3006578129/>

OPB has made the Train Mountain part of the broadcast available on Facebook.

**Register to attend a Train Mountain Meet Now!**



## Great Northern & Cascade Railway

### *A call for some help*

The GN&CR is the 7.5" gauge railroad in the city park at Skykomish, WA. The BNSF donated an SD9 several years ago to be part of the City Railroad park. After 7 years of setting on railroad land adjacent to the park with no plan for its final resting place, the BNSF gave an ultimatum that it is time to move or scrap. That finally seems to have lit a fire under the city council and maybe we will finally get it moved to a proper display location. We started repainting it about three years ago to the original GN paint scheme but quit when the city could not come to terms on a final location. Now the mayor is showing some real interest in saving the locomotive as part of the cities history (see GoFundMe link below). The loco is unique in that is one of only two SD9's that the GN bought with dynamic brakes. It served Skykomish for many years as a road switcher.

A great looking picture of the subject loco, it has Alan Jesmers electric SD9 in front. Nearly an exact replica except it is one number off. Ours is 599, Alan's is 600.



<https://greatnortherncascaderailway.com/> Link to the club's web site

<[Members@gncrailway.org](mailto:Members@gncrailway.org)> Link to the club email site

<https://www.gofundme.com/f/save-599> Link to the GoFundMe site

### 2020 Train Mountain Train Meet Schedule

	Polar Bear Train Meet	Spring Awakening Train Meet	Narrow Gauge Train Meet	Operations Train Meet	August Train Meet	Big Build Train Meet	Fall Colors Train Meet
<b>Work Week</b>	none	5/2 to 5/7	5/23 to 5/28	6/20 to 6/24	7/25 to 7/30	8/29 to 9/3	none
<b>Meet</b>	1/17 to 1/20	5/8 to 5/10	5/29 to 5/31	6/25 to 6/28	7/31 to 8/2	9/4 to 9/6	10/9 to 10/12

**WE ARE ALL VOLUNTEERS**  
**DON'T YELL AT ME, I AM A VOLUNTEER!**

Register to attend a Train Mountain Meet Now!

The Collier Park calendar for next year has some events going on at the same time as Train Mountain events. They are just up the road from the park and is really a worthwhile place to visit.

# Special Events 2020 Collier Memorial State Park



## **Dutch Oven Cook-off**

**Sunday, May 24th | 8am—2:30pm**

Join as a chef to compete or a judge for the people's choice award at this tasty event hosted at the Cookhouse.

Register online [here](https://bit.ly/320UmCy). <https://bit.ly/320UmCy>



## **Living History Day**

**Sunday, June 21st | 10am—3pm**

Collier Logging Museum's largest event of the year! Historic equipment operation, trade crafts, kids activities, live music, food vendors and more.



## **Loggers Breakfast**

**Sunday, September 6th | 9:30am—11:30am**

Friends of Collier Park fundraiser breakfast. Serving pancakes, eggs, bacon, sausage and more. Fee event.

**All FREE**

**Collier Memorial State Park & Logging Museum  
46000 Hwy 97 N Chiloquin, OR 97624**

Information: 541-783-2471x 24 | [www.oregonstateparks.org](http://www.oregonstateparks.org)



There are additional events scheduled for Collier Park. If you are going to be in the area, go to their website and get the latest schedule of events.

**Register to attend a Train Mountain Meet Now!**

# HISTORICAL

## Before the Banquets




## Hall of Flags



## Pullman Repaint Project - *Third Call for Assistance*

Hi, my name is Duane Kaasa.

For those who don't know me, I am the person who headed up the painting of the three cabooses at the front gate and at Willamette Western and the wine car. I have wanted to get the big Pullman car painted but life has gotten in the way. I am hoping to get this done sometime next summer (2020). The intent is to restore the exterior of the car to its original New York Central paint scheme.



I am with this letter, starting a fund to accomplish this project. I personally funded the painting of the two cabooses at the Train Mountain main gate, by about 95 %, including doing the red one twice due to paint issues. The Pullman car will cost about \$3500 for materials alone. I am asking for donations toward this project since I cannot afford this on my own. I am personally starting this fund with a \$500 startup donation.

I have already talked to Bill Shepherd who has offered his old pickup as a mount for the scaffolding. This setup can then be driven alongside the Pullman car to accomplish the various tasks. The rental outfit in Klamath Falls has available a pressure washer to which you can add sand. This can be used to sand blast the rusting flaking areas on top, after rough grinding. With the scaffolding thus mounted we can work while leaning out over the roof of the car. After blasting, the bad areas can either be filled with Bondo or fiberglass as necessary.

I have been researching high end catalyzed paint. I am working with someone with “Stewart Systems” water based paints. This stuff is aircraft certified and sold the world over. They have a soft paint for fabric surfaces, for flexibility, and a hard paint for metal surfaces. I have seen this stuff on very nice restored classic cars and aircraft. They have “how to” videos of their paint systems being applied.

Donations will be totally handled by Train Mountain in a fund for this project. Help volunteers and donators will be highly appreciated.

Thank you, Duane

*From the ED: The response from the membership—youse guys—has been underwhelming! Come on folks we know this is a great project and we know what kind of great result we will end up with. DIG DEEP, please!*

**Register to attend a Train Mountain Meet Now!**

# WEB-CAM GALLERY

Photos by: The Web-Cam



Please Use the Online App to Register or Join-- <https://trainmtn.org/tmrrmembers/>

# WEB-CAM GALLERY

Photos by: The Web-Cam



Please Use the Online App to Register or Join-- <https://trainmtn.org/tmrrmembers/>

# WEB-CAM GALLERY

Photos by: The Web-Cam



Please Use the Online App to Register or Join-- <https://trainmtn.org/tmrrmembers/>

# CLASSIFIEDS



Marissa Faust/Kendra Johnson  
Oregon Licensed Brokers


**Fisher Nicholson Realty**  
**541-884-1717**

**2590 sq. ft. 3 Bedrooms**  
**2.5 Baths 10.19 Acres**  
**300 ft. River Front**  
**Greenhouse**  
**30x40 Shop**  
**3 car Insulated Garage**




## 2018 Triennial Video Now Available

The 2018 Train Mountain Triennial video from Aaron Benson at 7Idea Productions is now available. You can order online at the link shown or you can call the office at 541-783-3030 to get your copy. This is a most enjoyable video created by a true video artist and of course it just happens to be about our most favorite subject! The cost of the video is just \$29.95, quite a bargain!



Our good friend Jim over at Discover Live Steam has placed ads for us on his terrific website, thanks Jim. [discoverlivesteam.com](http://discoverlivesteam.com)

Did you see the great article and front cover story from the January / February 2019 issue of Live Steam and Outdoor Railroading? It is a great article covering the 2018 Triennial. and the great gang of folks that hang around the place and put on terrific live steam trainmeets. As an added bonus there is a photo album by member Michelle Moore! How about that! Pretty cool!



## OPPORTUNITY FOR OTHER TRAIN CLUBS

How would you like to have your very own Time-Share house and shop near the World's Largest Hobby Railroad? Think out of the box! A four BR, 2 Bath good house and big insulated shop for trains, etc. On 10.27 acres. Updated cabinetry in kitchen, laminate flooring in much of the house. Landscaping. Approx. 2120 square feet. Detached two car garage. Space for RV and hook up. Easy access to HWY 97. Directions: North on Hwy 97. Turn east on Rainbow Park Dr., first driveway to left.

**109 Rainbow Park Dr., Chiloquin, OR - \$299,000**

This could be used as a Time-Share and be owned by three or four club members. A great place for members, children, grandchildren and train work, storage, etc. Call S. Rickman at (541) 783-3798 or Frank Bartholomew (209) 966-4322.

**Please Volunteer at a Train Mountain Meet!**

## Crater Lake/ Train Mountain Vacation Rentals

### Crater Lake Chalet

Located on Hwy 422, only 1 mile off Hwy 62 and 2 miles from Hwy 97 in the Chiloquin area. This house is at north end of Train Mountain and contiguous to Train Mountain.



This comfortable house sits on 35 beautiful acres. 2 bedrooms and 2 bathrooms. Can sleep up to 6 people.

### Panoramic View Ranch House / Crater Lake


This ranch house is located on Hwy 62, and attaches to the west side of Train Mountain.



The 56 acres, panoramic views of Agency Lake and

the Cascades. Enjoy a peaceful and private experience. 4 bedrooms and 2 bathrooms.

Can sleep up to 8 people.



For more information please call: **Julie 415-756-3943** or **Mike 415-420-9026**

**10% off for train mountain members**

[www.getawayvacationhome.com](http://www.getawayvacationhome.com)

## Crater Lake Junction Travel Center

34005 Hwy 97 N, Chiloquin, OR 97624, 541-783-9800

The Crater Lake Junction Travel Center opened for business in 2010, and is owned by the Klamath, Modoc and Yahooskin Tribes. Open 24 hours a day and located just next door to Kla-Mo-Ya Casino as you enter, this travel center offers competitive fuel prices and many convenience items.

Travelers can fuel up with gas, diesel, or propane. Stop in for a snack or soda, or grab a quick meal featuring Mexi-Go or Mountain Fresh Pizza. Free Wi-Fi, a comfortable lounge with large screen TVs, laundry and shower facilities, and ATMs are all available.



**Please Volunteer at a Train Mountain Meet!**

# CLASSIFIEDS

Castings, frames, and new boiler available for 18" gauge locomotive. This is modeled after the locomotive at The Nut Tree Railroad in Vacaville, CA. This stuff belongs to Fred Kepner, who lives off the grid and is difficult to contact. He is asking \$9500, OBO. Anyone seriously interested, can email Tom at [twatson703@gmail.com](mailto:twatson703@gmail.com), and I can email you the history of these parts and how to contact Fred



## THE POTBELLY CAFE



Located only 1.5 miles off Hwy 97 in Downtown Chiloquin in the same building as the Post Office 212 1st Avenue, Chiloquin, OREGON 97624 -- Phone: (541) 783-0988



**Good Service**  
**Good Food**  
**Friendly Folks**



# Banquet Ticket Sales

It is very important to purchase your Meet Banquet Tickets by Noon on the Friday before the Meets Saturday Banquet.

We must get the number of attendees to the caterer to make sure there is enough food to feed everyone.

If you plan to arrive on the Friday of a Meet, please call the TMRR Office during business hours and provide your name and number of guests so we can add those to the attendee count.

We want everyone to have the opportunity to attend

## This is your newsletter!

**Thank you to everyone that took the time to submit articles this month.**

**Please keep it up!**

### HAVE SOMETHING YOU WANT TO SELL?

Place an ad in the Gazette!

1/8 Page: \$25/month or \$250/year

1/4 Page: \$40/month or \$400/year

1/2 Page: \$70/month or \$700/year

Full Page: \$125/month or \$1250/year

Published by Train Mountain Railroad

P.O. Box 438

Chiloquin, OR 97624

Email: [info@tmrr.org](mailto:info@tmrr.org) Phone: 541-783-3030

Contributors: TMRR BOD, Friends, TMI

Photos: Tom Watson





# I AM NOT A ROBOT!

There have been a few changes made to the member's site, specifically where payment information is entered. The most noticeable change is that we have added a question asking if you are a robot. You check the box and depending on a bunch of things, you may be asked to choose from a set of pictures. You may be asked to click the pictures that show street signs, or click on pictures that show store fronts. It seems silly, but the questions and challenges are carefully crafted and updated by Google, and have an amazing success rate at determining if the entity pressing the keys is a real person or a computer program ("robot") trying to gain access.

The technology is called "CAPTCHA", or in our case "reCAPTCHA" and is quickly being the standard for online protection against robots, which pose a real problem to web sites. This is replacing the (to me) very irritating practice of trying to figure out what letters and numbers they are showing in fuzzy text. If you have questions or problems getting around the new challenge (or if you are a robot!), feel free to give Joyce a call in the office.

Dale Furseth, "the computer guy"

## Volunteer Hours Reporting

Dale Furseth has worked his techie magic on the member's part of our website again. You can now report your monthly volunteer hours online. From the Train Mountain Railroad home page, click on "Online Member Resources: Join Train Mountain: Register for Meets", then on "Enter Volunteer Hours" or go there directly with this link:

[https://trainmtn.org/tmrrmembers/Member\\_VolunteerHours.aspx](https://trainmtn.org/tmrrmembers/Member_VolunteerHours.aspx)

Choose your name from the drop down menu, enter your total hours in the box that matches the month you are reporting your hours for and click on "Update Information" to submit them. So-o-o simple! We hope you enjoy using this new feature.

**Please submit your volunteer hours. If you work off site or at home on Train Mountain projects - these hours count.**



**REMEMBER: No job is complete without the paperwork!**

# NOTICES

## **Gazette PUBLICATION DEADLINE:**

Submissions to the Gazette must be received by the 15th of the month of publication. The fifteenth of the month is to be the last day to submit material. Material received after the 15th of the month may be held until the following month or rejected.

### **SUBMISSION CRITERIA**

Articles and ads may be submitted via a pdf file, MS WORD, Open Office, notepad, or similar text file attached to an email. The email SUBJECT line must include your article title and a date.

Please give each article a distinct file name with your name and a date. If everyone submits an article named "article for gazette" or something similar it will often get overwritten by another article with the same name when downloading. Articles sent as text in a email text will no longer be accepted.

Please use a common open source FONT such as ARIAL that can be displayed in all Browsers, and is easy to read. Please do NOT use the Calibri font, as we must take the time to convert it to Arial.

If your document has an embedded image, you must also include the image separately as a jpg,

## **Visitors to Train Mountain and YOU:**

Train Mountain is very popular and is continually attracting visitors from throughout the world. We announce that our hours are from 9:00 AM until 3:00 PM Monday through Friday during the summer, and 10:00 AM to 2:00 PM during the winter. The office is closed on weekends except during meets, and then only when volunteers are available to open the office.

Our insurance advisors request that all people (members and visitors) complete and sign a liability release. If **YOU** as a member encounter visitors on the property without a visitors pass please direct them to the office so that we can insure that a release has been completed and a visitors pass has been issued.

If **YOU**, as a member, open the gate and allow visitors to pass through - **YOU** are responsible to see that the release has been completed, and **YOU** are liable for them until they sign a release. Releases are available in the mailboxes near the office for those times when the office is closed. There are also releases available in the kitchen and in the Back Shop.

***If you do not want to, or do not have the time to, ensure that the releases are completed*** - then please graciously explain that the train park is closed to visitors and that the open hours are normally (Winter - 10:00 AM until 2:00 PM) (Summer - 9:00 AM until 3:00 PM) Monday through

**Please Volunteer at a Train Mountain Meet!**

## **Train Mountain is a NO SMOKING Facility**

**During recent events, many Members and their Guests have been ignoring this policy. There are only three designated smoking areas at Train Mountain:**

- (1) Outside the front of the Backshop**
- (2) Outside the east door of the Hall of Flags**
- (3) Outside the Motor Pool (Maintenance Building)**

**Due to the high fire danger at Train Mountain during the summer, we have zero tolerance for anyone smoking outside one of the designated areas.**

**There is NO SMOKING anywhere out on the track!**

**Members, Guests, and Visitors that continue to violate the Train Mountain Smoking Policy may be asked to leave.**

## **What is Amazon Smile?**

In a nutshell, it is a way for Train Mountain to receive 501c3 donations from Amazon. According to Amazon: AmazonSmile is a simple and automatic way for you to support your favorite charitable organization every time you shop, at no cost to you. When you shop at smile.amazon.com, you'll find the exact same low prices, vast selection and convenient shopping experience as Amazon.com, with the added bonus that Amazon will donate a portion of the purchase price to your favorite charitable organization. You can choose from nearly one million organizations to support.

When you go to Amazon Smile, choose Train Mountain Institute as your charity. In order for this to work, you must always start from Amazon Smile. Then all else is the same, your account, wish lists, etc. Also available is a direct link: <http://smile.amazon.com/ch/27-4031025> for the TMI account.

The AmazonSmile Foundation will donate 0.5% of the purchase price from your eligible AmazonSmile purchases. I found that just about everything I purchased lately is eligible.

If we can get a large number of Train Mountain supporters to take advantage of the Amazon Smile program, this could result in sizable donations to Train Mountain.

Click here for more information.

## **Gate Code**

**Due to security concerns, the Gate Code for the Train Mountain Main Gate may be changed at any time without notice. Any Member planning to arrive at Train Mountain when the Office is closed will need to contact the Office prior to arrival to ensure they have the current Gate Code.**

**The Gate Code was changed on July 12, 2018**

