



The Mountain GAZETTE

© 2020, Train Mountain

An Official Publication of the Train Mountain Institute and TM Railroad—Issue Vol. #4 Issue #17 January 2020

January


Ahh, the start of a new year and another great season of running trains and having fun on the Mountain.

It's also the year of getting ready for the next "Big One"! The number that I have been changing with each issue of the Gazette is the remaining months until the next Big One. A lot has to happen this year to make sure the 2021 Triennial is as much fun as the last seven have been. A couple of the important things to remember are that it won't happen without volunteers and it won't happen if we don't get the track in the best condition we can. We need Co-Chairman for the event itself, and we need Chairman for the committees. Main Yard itself needs a lot of additional work so see Bert for instructions. If you've followed the statistics over the years we not only grow with the number of attendees each Triennial but each attendee's train keeps getting longer! Main Yard holds a mile of trains, in 2018 we had almost three miles of trains registered! We also have a lot more electrics coming and they all need to be plugged in somewhere. In addition we still have our Visitor Center and Rail Tours going on during this whole process too! **Sounds like fun doesn't it?** We have this year to practice so how about volunteering to be a Meet Coordinator for one of the meets this year. Get some experience so you'll be ready for next year. Remember that big number on the bottom of the page is not getting bigger, it gets smaller each month! Here's a suggestion, how about after each of our morning volunteer meetings in 2020 we have a short briefing on the current status of the 2021 plans, needs, wants, and whose in charge. Wadda ya' think?

For local Lodging please go to our web site and click on Local Lodging. We think it's accurate as of last summer so if you call one of these folks, and they have changed or are no longer available PLEASE let us know.



2018 TRIENNIAL VIDEO AVAILABLE NOW



Click Here to Purchase Online
Or Go To:

<https://trainmtn.org/tmrmembers/videosales1.aspx>



Tick, Tick, Tick, Tick, Tick, Tick

Triennial 2021

Prep June 12th – 20th

Meet June 21st – 27th

From the Desk of Jeff Mills, President TMRR

The new decade of the 20's is upon us and we have a lot to look forward to in this new decade. Important projects need completion this year which will require generous volunteer hours and funding. We also expect an increase in **day visitors**. Therefore, additional volunteers are needed to Meet and Greet as well as provide walking and/or train Tours.

Funding for repainting of the Pullman Sleeper car still needs an additional \$1500+. We are half-way to the goal. This project is being handled by Duane Kaasa. His expertise in painting other full-size Historic Rail Equipment displays is appreciated. Unfortunately, last year we lost Jim Rickman, our other **Painting expert**. If you have experience painting, please consider coming forward to offer your assistance and leadership. We have other painting projects which need attention. One project is painting of the Jordan Spreader which was only primed last summer. Bill Kludt, in the Carpenter Shop, is looking for someone to take leadership in the **Blue Mountain Coal** structure rebuild. Experienced carpentry work is required and the physical ability to work on a ladder. Please contact me or Bill if you are interested in this project.

Now is the time to start logging your **volunteer hours**. If you work on any Train Mountain Project or write an article for the TM Gazette at home, log this time as TMI volunteer hours. Also, any time you spend in the morning volunteer meetings counts toward your daily volunteer time. When using the paper volunteer log sheets, only use one (1) sheet for each volunteer name. This makes compilation of volunteer hours much easier for the Office Staff. It's quick and easy to use the **TMRR website** for logging your hours. Call me and I'll walk you through that process if you've yet to use it.

At the September Board meeting, the Board was tasked with increasing **Safety Awareness** in both the operation of our trains and work practices in our Shops. Everyone is required to operate and work safely. Please look for and obey ALL new signage as we go forward.

The **Kitsap Work Week** is the first work week of the year. Look for additional information on this meet in this Gazette issue.

Prior to writing this article, I was reviewing back issues of the Train Mountain Gazette and was quite impressed with **webcam photos** which are published. These photos show a great variety in types of rail equipment and people enjoying the operation of their equipment on the railroad. Take the time to review some of these photos. It should encourage us to have a great run season for 2020.

2020 Train Mountain Train Meet Schedule

	Polar Bear Train Meet	Spring Awakening Train Meet	Narrow Gauge Train Meet	Operations Train Meet	August Train Meet	Big Build Train Meet	Fall Colors Train Meet
Work Week	none	5/2 to 5/7	5/23 to 5/28	6/20 to 6/24	7/25 to 7/30	8/29 to 9/3	none
Meet	1/17 to 1/20	5/8 to 5/10	5/29 to 5/31	6/25 to 6/28	7/31 to 8/2	9/4 to 9/6	10/9 to 10/12

Join Train Mountain Now!

Register or Join - https://trainmtn.org/tmrrmembers/Member_Portal.aspx

Article Number Five on “Understanding TM” By: Jerry Crane

In last month's article I mentioned that when you join Train Mountain you became a member of all three of the major TM organizations. One of those organizations is Friends of Train Mountain (FTM). FTM was incorporated in 2007 with the express purpose of helping the then existing train mountain organization to survive. Quentin Breen was still alive then and the owner of the heritage train mountain corporations. This organization was financially in trouble and at risk of being dissolved. FTM made an agreement with Quentin called the “07 Agreement” that provided the money required to save TM. We will look at that agreement this month. Unbeknownst at that time, this agreement was the first action that would eventually lead to the non-profit ownership of Train Mountain.

Understanding Train Mountain 07 Agreement

By 2006 Quentin Breen was experiencing financial difficulties. He had not paid the Klamath County property taxes on the three Train Mountain Corporation's properties that he managed for several years.

In 2007 Friends of Train Mountain (FTM) negotiated an agreement with Train Mountain Railroad Museum, Train Mountain Foundation and Train Mountain Inc. that became known as the 07 Agreement. The purpose of this agreement was to provide enough money to pay off the outstanding moneys due Klamath County and others.

There were seven major parts on this agreement:

- FTM agreed to pay the wages of some of the employees working at Train Mountain. All Train Mountain employees now work for FTM.
- FTM purchased leases on several of Train Mountain properties. This gave FTM the right to build track on TM property.
- FTM purchased a conservation agreement on Train Mountain properties. This assured that the TM property would be retained forever predominantly in its scenic, natural, and open space condition for conservation purposes.
- FTM purchased TM property #4 from Train Mountain Railroad Museum.
- FTM negotiated a Tracks Rights Agreement with the three Quentin corporations. This gives all FTM members access rights to all trackage on TM properties. It also gave
- FTM the right of build and maintain tracks on all TM properties.
- FTM purchased all of the Train Mountain wheeled and tracked construction equipment and transferred it into Lions Gate Equipment LLC.
- FTM agreed to construct several miles of new track on the north side of property and to rebuild part of the old wood tie track on the south side of the property.

This agreement provided enough money to pay all back County taxes and to clear all other moneys owed.

There was a serendipitous result of this agreement. The leases and other agreements greatly reduced the market value of the Train Mountain properties. Because of this, a much lower lien settlement was negotiated with the IRS that would have been otherwise. Last updated: August 22, 2019
By Jerry Crane



Kitsap Work Week 2020

The Kitsap Work Week will be April 12th Through April 18th this year. We will be working on various projects in anticipation of the 2021 Triennial. Jerry Crane will be the Volunteer Coordinator for this work week and we will hold the usual morning volunteer meetings to assign volunteers to various tasks.

Lodgings will be provided on a first come basis.

The local residents look forward to this work week as it is a sure sign winter is over and they can recover from winter's cabin fever.

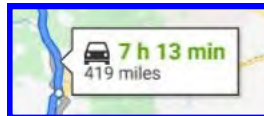
You do not have to be a KLS member to participate in this work week, all volunteers are welcomed. This is a great time to come to Train Mountain and volunteer **without** having to **pay a meet fee**.

If your group wishes to create their own work week, please contact the Train Mountain Office with 3 of the 4 "W"s; who, what and when. We know the "where", so be there!

***ED:** So just what is KLS or Kitsap Week? For many years the gang from KLS has had their own WORK week. They come down with their own list of tasks they want to accomplish and basically set the tone for the season. They get the Park in forward motion and do so with the expertise of a well run group. In addition over the years they have also given us some pretty good leaders of the Train Mountain organizations, such as Jerry Crane, President TMI, and Jeff Mills, President TMRR. Their members have also served on almost every committee for the Triennials and have designed and built many of the sub-structures around the park. The transfer table for Containerville is an example. They have given Train Mountain so much and we are all so appreciative of their combined efforts on our behalf.*

*Any of the other clubs out there are more than welcome to form their own WORK weeks. Let the office know and we can make it happen. **ED***

BTW they do travel some to come and work!



Pride /prɪd/ noun

1. *A feeling or deep pleasure or satisfaction derived from one's own achievements, the achievements of those with whom one is closely associated, or from qualities or possessions that are widely admired. "he takes great pride in his appearance"*

This simple word can have such a strong power over what we do and plan for Train Mountain. I'm sure we all take personal *pride* in those tasks we have done on behalf of the Park even simple tasks like raking and or hauling cones and needles. We can take pride if we assisted in restoring old railcars, designing and building miniature structures, talking to our many visitors and then have taken them on a tour of the park.

So how can we make that simple word even more powerful? That's even simpler. Let folks know about the Park, the Hobby, your train, what happens at the Park especially during meets. Talk to your fellow members of your local club and whoever in your club has not been here before make sure they know how welcome they will be. Take *PRIDE* in **SHARING YOUR** Park.

Join Train Mountain Now!

Register or Join - https://trainmtn.org/tmrrmembers/Member_Portal.aspx

Greetings from Joyce at the front office:

I hope you are all enjoying the beginning of the 2020 year! We had snow melt and then more snow came just in time for the Polar Bear meet. About 7 members showed up for the meet, but only 3 actively got out there and tried to plow snow with a train. The outdoors proved too difficult track-wise so some time was spent indoors. Then, there was a spaghetti feed on the Saturday night of the meet, which was hosted, by Barbara Ward and Rose Dobbs and a number of folks pitched in and brought some great desserts, too. The food was fantastic as always and 24 members sat, ate and laughed happily. Thank you Barbara and Rose, and everyone else who helped!

Despite the snow and touchy road conditions we are still getting a few visitors trickling in. A really nice couple from Tennessee visited last week, another nice couple from California came yesterday and they are all plan on coming back soon. A family from Australia will be arriving today. Kitty, Charlie, is happy that he still gets to perform his official greeter functions when visitors come in!

Here are some 2019 statistics you might enjoy reading about:

- Visitors through the Visitor Center: 3,845
- Visitors through the Business Office: 583 (some visitors came through the Business Office when the Visitor Center was closed.)
- Visitors in the form of School Field Trips: 230
- Visitors in the form of Group Events: 652
- The above all adds up to a grand total of 5, 357!
- The 2019 visitor donations beat out 2018's by a good amount.

Donations toward the two additional AED's are now at \$2,727. Just \$273 left to hit the \$3,000 goal! Donations toward the Pullman Sleeper Car project are at \$1,920. Donations to these funds are tax deductible and any donation you make to either of these two funds would be most welcome and most appreciated. Donations can be made online, in the office or by mail. Please specify what your donation is for. Also, you can specify along with your donation that if the fund you are donating toward is already met, to put it toward another project or into general donations instead. If there is nothing specified on your donation, the donation goes into a general fund. Thank you to everyone who has already donated toward these.

2020 memberships are now at over 191 (and growing!). At the moment there are 325 members including all primary and family members. If not already done, you can join or renew online, by mail or in the office.

This is a reminder that container space rents are due by January 1st. A good number of you have already paid, but there are still some who need to. If you own a container and haven't paid your space rent yet, you can mail your payment, pay in office or you can pay by phone. If you have any questions, you can call me at 541-783-3030.

Thank you so much to all of our wonderful volunteers who help to make Train Mountain the wonderful place that it is. Keep up the great work! I am looking forward to seeing you here again!

Train Mountain on Oregon Public Broadcast Links

A video segment on Train Mountain and other Oregon destinations was aired on the Oregon Field Guide. You can now view the entire segment directly on the opb.org website here: <https://watch.opb.org/video/3006578129/>

OPB has made the Train Mountain part of the broadcast available on Facebook.

Register to attend a Train Mountain Meet Now!

TM's Freight Switch List System and How It Works – Part 5

Welcome to the third decade in the 21st century and back to “TM's Freight Switch List System and How It Works”, Part 5.

In Part 4 we learned how Freight Movement “Difficulty” Points are calculated in SLS (**S**witch **L**ist **S**ystem) and what will be the total points earned when delivering cars moved by your Train Number.

Now we will learn how you can select certain cars for your Train Number's consist during the Ops Meet.

A new feature was added for the 2019 Ops Meet, the ability for the train crew to select particular cars for their consist instead of having the Freight Agent do the selection. This affords a Train Number to be able to maximize their Freight Movement Points if that is a goal of the crew or it can allow a crew to select a new switching challenge that they have not had in the past or it can take the crew to a new area of the railroad not previously visited.

Don't worry, if you still want the Freight Office to choose your consist based on your general preferences, that will remain available. Either way, you can always mix and match how your cars will be assigned during the meet.

Currently, to help in selecting your own cars, there is a paper list of all cars available for movement (including details of the move) so you can scan the list to aid in your selection(s). Multiple copies of that list are posted outside the Freight Agent Office and at the Katy Lane Passenger Station near Midway Circle. The list is updated and distributed hourly so the posting will remain up to date throughout the day. In the future, we hope to have a scrolling monitor similar to the Arrival/Departure monitors at an airport. This monitor will be just outside of the Freight Agent Office for serving multiple viewers simultaneously.

Below are samples of the Available Cars list and a request sheet from Train Number 342. All that needs to be done at this point is take the request sheet to the Freight Agent and your new Switch List will be ready in a jiffy.

Next month we'll look at some other new Freight Movement features introduced at 2019 Ops Meet and offered again this year.

Til then, thanks for taking time to learn a bit more about SLS and Happy Rails to You and Yours.

All Available Cars for Movement

Move Cntl #	Car ID	Unit ID / Multi Car Consist or Express / Local ID	Weight	Car Type	Lading	Pickup	Destination	Total Points
							Switch Points	Switch Access
278	TMR 3104	Pickup At: US Plastics Deliver To: UP Interchange Track		H TANK	MT Python (2nd Industry) Main Yard (Beside Back Shop)	Serpentine	Central TP SD	4 IB IB
494	TMR 3109	Pickup At: Shasta Farm & Garden Deliver To: UP Interchange Track		H TANK	MT Python (Daffodill Hill Station) Main Yard (Beside Back Shop)	Serpentine	Central TP SD	3 IB IB
283	TMR 504	Pickup At: UP Interchange Track Deliver To: BNSF Interchange Track		M FLAT	Pipe Main Yard (Beside Back Shop) Vitz Yard	Central	Serpentine SD TP	3 IB IB
288	TMR 505	Pickup At: US Plastics Deliver To: King Ranch		M FLAT	Pipe Python (2nd Industry) Helena	Serpentine	North Portal TP SD	5 IB IB
291	TMR 513	Pickup At: King Ranch Deliver To: UP Interchange Track		M FLAT	MT Helena Main Yard (Beside Back Shop)	North Portal	Central SD SD	4 IB IB
295	TMR 514	Pickup At: Perrin & Wright Fabrication Deliver To: Phillips 66 Bulk Plant		M FLAT	pipe Colton Phillips	Serpentine	South Portal SD TP	3 OB IB

Choice of Cars to Move

Train Number	Engineer Name
342	Joe Simon

Move Cntl #	Car ID
494	TMR 3109
291	TMR 513

Register to attend a Train Mountain Meet Now!

POLAR BEAR 2020

Well we can't say we didn't have any snow for this year's annual ice cold bash! With some 12 to 18 inches on the ground and with wind blown drifts somewhat deeper, we had SNOW!

So here is the blow by blow for your reading pleasure!

Day One—Polar Bear Meet

1. Dale got the Crisp lift dug out.
2. Dennis got the switch toter out of the Track Shop after Dustin did the repairs (that's a different story, sorry).
3. Dennis dug out the transfer table at the Track Shop and moved in some empty flat cars.
4. Russ got the snow blower running. Plowed about 100 feet out of the Back Shop before derailing the whole shebang!
5. Dustin and Richard dug out the grade crossings.
6. Tom posted the Part Two of his 'What Happened Here in 2019' video.

Day Two—Polar Bear Meet

1. Dale fired up his F unit and got stuck while coming to rescue Dennis
2. Dennis broke done coming out of his container
3. Tom was multitasking as he was filming, snow diving, and snow angeling all at the same time
4. I was busy keeping score, laughing, and trying to keep from getting beat up
5. Meet attendance today for the actual snow part was 4

Day Two – Polar Bear Meet – Part B

1. The ladies made us a terrific spaghetti feed
2. Had about 30+ for dinner (????) Tom's new video "What We Do Here" Part 2 says something about "we like to eat". This just proves it!

Day Three – Polar Bear Meet

1. Dennis moved his derelict train from track 18 to track 20 in the BackShop
2. That was it!

As a side note, at the Spaghetti Feed (which was awesome) we did an excellent job of 'selling' the idea of how much fun it is to play in the snow! The end result of our excellent job of salesmanship is reflected in the massive turnout on Sunday of Dennis and I. ED.



Register to attend a Train Mountain Meet Now!

Track Building at Train Mountain - It's a process

by Dennis Ward— Track Superintendent

At Train Mountain track is built in ten-foot sections with a twelve inch offset. West Coast profile rail in either steel or aluminum is attached to recycled plastic ties with drywall screw screwed through steel tie plates. All track with aluminum rail is built in straight sections and is to be used for yards and sidings. Steel rail is used for the main track. Steel railed track is built in 75', 90', 105', 120', 135', 150', and 165' radii and straight track. Each track panel has two ten foot rails, two rail joiners, thirty 2X3" crossties, fifty-eight tie plates and 122 track screws.

There are two separate processes to begin with. The rail preparation process requires the rail to be cut to length (ten foot for straight track and the outside rail on curved track). A 3/16th inch hole is drilled in the base of the rail approximately 1/4 inch from one end. The rail joiner is then added to this end of each of the two rails to be used on a panel. For the steel rail to be used on the curves the rail is bent in a dedicated rail bender to the desired radius.



Tie processing involves cutting ties to the desired 16" length used a Train Mountain. Train Mountain purchases tie material in eight-foot lengths, which yield 6 ties. Once the ties are cut to length they are placed into the routing jig thirty at a time where they routed to a depth of approximately 1/16th inch with spacing for the desired 7-5/8" gauge. Once the ties are routed they are placed in a track assembly jig. The tie at each end of the panel is marked with radius of that panel or with an 'S' for straight track. They are then populated with the 58 tie plates (the tie plates fit snugly in the routed portion of the tie). Next, the rail is placed on tie plates and the held in alignment with the track gauges. Finally, the rail and tie plates are screwed to the ties.




The final part of the process is to load the finished track panel onto one of the twelve-foot flat cars (five panels constitute a load) to be taken to inventory or the job site. It works best if each car carries only a single radius track.



Most track building takes place in the winter at Train Mountain because outside work such as track installation or replacement is almost impossible in the snow and freezing weather. The goal is to have enough built for upcoming track replacement/installation projects.

One additional and perhaps the most important process—**CLEAN UP!** The saws and routers create a lot of dust. We consolidate this at the end of each day and pickup and dispose of at the end of the week—earlier if needed.



Register to attend a Train Mountain Meet Now!

Fun facts about pine cones

Aside from their decorating uses, pinecones play an important role in nature. Like all plant parts, they have a very specific function in the plant world.

Pine cones are everywhere this time of year. We see them on wreaths, in baskets, door-swags, and of course on trees and the ground. I started to think about all the ways I have decorated with pine cones, and how bringing them in the house is a fun way to add a little nature to our indoor environments.

Aside from their decorating uses, pine cones play an important role in nature. Like all plant parts, they have a very specific function in the plant world.

Here are some fun facts from Michigan State University Extension about pine cones you might not have known:

- Pine cones only come from pine trees, although all conifers produce cones.
- Pine cones and pine trees belong to a group of plants called gymnosperms and date back to prehistoric times.
- Gymnosperms are a group of plants who have naked seeds, not enclosed in an ovary.
- The main function of a pine cone is to keep a pine tree's seeds safe.
- Pine cones close their scales to protect the seeds from cold temperatures, wind and even animals that might try to eat them.
- Pine cones open up and release their seeds when it is warm and it is easier for the seed to germinate.
- Some pine cones, like that of the Jack Pine, need a fast hot fire to open and release their seeds. This is called the Jack Pine ecosystem.
- Pine cones can stay on tree for more than 10 years before dropping to the ground.
- All conifers produce male and female cones. Sometimes on the same tree, sometimes not. The pinecones we see are only the female cones. The male cones are much smaller and not showy. You may have never noticed them. The male cones release pollen, which drifts into the air and eventually finds and fertilizes the female cones.
- Pine nuts come from pine cones.
- Only 20 varieties of pine tree worldwide produce cones with large enough pine nuts for harvesting.
- Pinyon Pines, *Pinus edulis* (which only grow between 6,000 and 9,000 foot altitudes), offer the finest pine nuts in North America. Pinyon pines are native to the desert mountains of California, east to New Mexico and Texas, and north to Wyoming.
- The second part of Pinyon Pine's botanical name, *edulis*, means "edible" in Latin. It refers to the tasty seeds produced in its 2-inch, roundish, light brown cones that grow in clusters on very mature trees.
- Pine nuts are a good source of thiamine (B1), Vitamin K, magnesium, and protein. They are also one of the best natural sources for manganese, phosphorus and zinc.
- The pineal gland in the brain is named after pinecones because of its shape. The pineal gland controls our body's perception of light, as well as our wake and sleep patterns. It has long been considered our biological "third eye" and "the epicenter of enlightenment."
- Pine cones have been exalted in religious imagery for thousands of years.
- Ancient Romans also associated pine cones with Venus, Goddess of love and fertility.

Here at Train Mountain we also use them for derailing trains, blocking switch points, and of course the most important reason is so we have something to do for ***Spring Awakening! May 2nd to May 10th***.

Enjoy the upcoming season of the Pine Cone!

This article was originally published by Michigan State University Extension.

Register to attend a Train Mountain Meet Now!



Great Northern & Cascade Railway

A call for some help

The GN&CR is the 7.5" gauge railroad in the city park at Skykomish, WA. The BNSF donated an SD9 several years ago to be part of the City Railroad park. After 7 years of setting on railroad land adjacent to the park with no plan for its final resting place, the BNSF gave an ultimatum that it is time to move or scrap. That finally seems to have lit a fire under the city council and maybe we will finally get it moved to a proper display location. We started repainting it about three years ago to the original GN paint scheme but quit when the city could not come to terms on a final location. Now the mayor is showing some real interest in saving the locomotive as part of the city's history (see GoFundMe link below). The loco is unique in that it is one of only two SD9's that the GN bought with dynamic brakes. It served Skykomish for many years as a road switcher.

A great looking picture of the subject loco, it has Alan Jesmers electric SD9 in front. Nearly an exact replica except it is one number off. Ours is 599, Alan's is 600.



<https://greatnotherncascaderailway.com/> Link to the club's web site

<Members@gncrailway.org> Link to the club email site

<https://www.gofundme.com/f/save-599> Link to the GoFundMe site

WE ARE ALL VOLUNTEERS
DON'T YELL AT ME, I AM A VOLUNTEER!

Register to attend a Train Mountain Meet Now!

The Collier Park calendar for next year has some events going on at the same time as Train Mountain events. They are just up the road from Train Mountain and is really a worthwhile place to visit.

Special Events 2020 Collier Memorial State Park



Dutch Oven Cook-off

Sunday, May 24th | 8am—2:30pm

Join as a chef to compete or a judge for the people's choice award at this tasty event hosted at the Cookhouse.

Register online [here](https://bit.ly/320UmCy). <https://bit.ly/320UmCy>



Living History Day

Sunday, June 21st | 10am—3pm

Collier Logging Museum's largest event of the year! Historic equipment operation, trade crafts, kids activities, live music, food vendors and more.



Loggers Breakfast

Sunday, September 6th | 9:30am—11:30am

Friends of Collier Park fundraiser breakfast. Serving pancakes, eggs, bacon, sausage and more. Fee event.

All FREE

**Collier Memorial State Park & Logging Museum
46000 Hwy 97 N Chiloquin, OR 97624**

Information: 541-783-2471x 24 | www.oregonstateparks.org



There are additional events scheduled for Collier Park. If you are going to be in the area, go to their website and get the latest schedule of events.

Register to attend a Train Mountain Meet Now!

HISTORICAL

Before Panama Canal



Left Serpentine - Right Hairpin

Pullman Repaint Project - *Fourth Call for Assistance*

Hi, my name is Duane Kaasa.

For those who don't know me, I am the person who headed up the painting of the three cabooses at the front gate and at Willamette Western and the wine car. I have wanted to get the big Pullman car painted but life has gotten in the way. I am hoping to get this done sometime next summer (2020). The intent is to restore the exterior of the car to its original New York Central paint scheme.



I am with this letter, starting a fund to accomplish this project. I personally funded the painting of the two cabooses at the Train Mountain main gate, by about 95 %, including doing the red one twice due to paint issues. The Pullman car will cost about \$3500 for materials alone. I am asking for donations toward this project since I cannot afford this on my own. I am personally starting this fund with a \$500 startup donation.

I have already talked to Bill Shepherd who has offered his old pickup as a mount for the scaffolding. This setup can then be driven alongside the Pullman car to accomplish the various tasks. The rental outfit in Klamath Falls has available a pressure washer to which you can add sand. This can be used to sand blast the rusting flaking areas on top, after rough grinding. With the scaffolding thus mounted we can work while leaning out over the roof of the car. After blasting, the bad areas can either be filled with Bondo or fiberglass as necessary.

I have been researching high end catalyzed paint. I am working with someone with “Stewart Systems” water based paints. This stuff is aircraft certified and sold the world over. They have a soft paint for fabric surfaces, for flexibility, and a hard paint for metal surfaces. I have seen this stuff on very nice restored classic cars and aircraft. They have “how to” videos of their paint systems being applied.

Donations will be totally handled by Train Mountain in a fund for this project. Help volunteers and donators will be highly appreciated.

Thank you, Duane


From the ED: Donations for this project are to TMI so therefore if you need a tax deductible receipt make sure you let Joyce know.

Register to attend a Train Mountain Meet Now!

CLASSIFIEDS


2018 Triennial Video Now Available

The 2018 Train Mountain Triennial video from Aaron Benson at 7Idea Productions is now available. You can order online at the link shown or you can call the office at 541-783-3030 to get your copy. This is a most enjoyable video created by a true video artist and of course it just happens to be about our most favorite subject! The cost of the video is just \$29.95, quite a bargain!



Our good friend Jim over at Discover Live Steam has placed ads for us on his terrific website, thanks Jim. discoverlivesteam.com

Did you see the great article and front cover story from the January / February 2019 issue of Live Steam and Outdoor Railroading? It is a great article covering the 2018 Triennial. and the great gang of folks that hang around the place and put on terrific live steam trainmeets. As an added bonus there is a photo album by member Michelle Moore! How about that! Pretty cool!



SALE!

OPPORTUNITY FOR OTHER TRAIN CLUBS

SALE!

How would you like to have your very own Time-Share house and shop near the World's Largest Hobby Railroad? Think out of the box! A four BR, 2 Bath good house and **big insulated shop** for trains, etc. On 10.27 acres. Updated cabinetry in kitchen, laminate flooring in much of the house. Landscaping. Approx. **2120 square feet**. Detached **two car garage**. Space for RV and hook up. Easy access to HWY 97. Directions: North on Hwy 97. Turn east on Rainbow Park Dr., first driveway to left.

109 Rainbow Park Dr., Chiloquin, OR - \$279,000

This could be used as a Time-Share and be owned by three or four club members. A great place for members, children, grandchildren and train work, storage, etc.

Call S. Rickman at (541) 783-3798 or Frank Bartholomew (209) 966-4322.

This is your newsletter!
Thank you to everyone that took the
time to submit articles this month.
Please keep it up!

Crater Lake/ Train Mountain Vacation Rentals

Crater Lake Chalet

Located on Hwy 422, only 1 mile off Hwy 62 and 2 miles from Hwy 97 in the Chiloquin area. This house is at north end of Train Mountain and contiguous to Train Mountain.



This comfortable house sits on 35 beautiful acres. 2 bedrooms and 2 bathrooms. Can sleep up to 6 people.

Panoramic View Ranch House / Crater Lake


This ranch house is located on Hwy 62, and attaches to the west side of Train Mountain.

The 56 acres, panoramic views of Agency Lake and



the Cascades. Enjoy a peaceful and private experience. 4 bedrooms and 2 bathrooms.

Can sleep up to 8 people.



For more information please call: **Julie 415-756-3943** or **Mike 415-420-9026**

10% off for train mountain members

www.getawayvacationhome.com

Train Mountain Railroad and Sleep Inn Hotel

Sleep Inn is the new hotel located next to the Casino in Chiloquin. The manager is **Mr. Ellsworth** and he has worked with Train Mountain for several years in his past capacity as manager of the Travel Center. The Front Desk number is 541-827-5300. He has stated that the 2019 season is already getting booked so if you would like to stay at the Sleep Inn I would strongly suggest you make your reservations now. Make sure you inform them you are a Train Mountain member to get the best rate. It is a brand new facility and has lots of great amenities not the least which is they are just across Hwy 97 from the park.

Amenities include:

- **Free WiFi**
- **Free breakfast**
- **Meeting space**
- **Fitness center**
- **Indoor heated pool**

Guest rooms feature:

- **Refrigerator and microwave**
- **Premium bedding**
- **Work desk**
- **Flat-screen TV**
- **Coffee maker**

Sleep Inn & Suites® hotel offers easy access to a variety of local attractions, including the Kla-Mo-Ya Casino and:

- **Crater Lake National Park**
- **Klamath Falls**
- **Train Mountain Railroad Museum**
- **Klamath Marsh Wildlife Refuge**
- **Collier Memorial State Park**

Front Desk number is 541-827-5300 ask for the Train Mountain discounted rate.

Please Volunteer at a Train Mountain Meet!

CLASSIFIEDS

Castings, frames, and new boiler available for 18" gauge locomotive. This is modeled after the locomotive at The Nut Tree Railroad in Vacaville, CA. This stuff belongs to Fred Kepner, who lives off the grid and is difficult to contact. He is asking \$9500, OBO. Anyone seriously interested, can email Tom at twatson703@gmail.com, and I can email you the history of these parts and how to contact Fred



THE POTBELLY CAFE



Located only 1.5 miles off Hwy 97 in Downtown Chiloquin in the same building as the Post Office 212 1st Avenue, Chiloquin, OREGON 97624 -- Phone: (541) 783-0988



Good Service
Good Food
Friendly Folks



Banquet Ticket Sales

It is very important to purchase your Meet Banquet Tickets by Noon on the Friday before the Meets Saturday Banquet.

We must get the number of attendees to the caterer to make sure there is enough food to feed everyone.

If you plan to arrive on the Friday of a Meet, please call the TMRR Office during business hours and provide your name and number of guests so we can add those to the attendee count.

We want everyone to have the opportunity to attend

HAVE SOMETHING YOU WANT TO SELL?

Place an ad in the Gazette!

1/8 Page: \$25/month or \$250/year

1/4 Page: \$40/month or \$400/year

1/2 Page: \$70/month or \$700/year

Full Page: \$125/month or \$1250/year

Published by Train Mountain Railroad

P.O. Box 438

Chiloquin, OR 97624

Email: info@tmrr.org Phone: 541-783-3030

Contributors: TMRR BOD, Friends, TMI

Photos: Tom Watson



Crater Lake Junction Travel Center

34005 Hwy 97 N, Chiloquin, OR 97624, 541-783-9800

The Crater Lake Junction Travel Center opened for business in 2010, and is owned by the Klamath, Modoc and Yahooskin Tribes. Open 24 hours a day and located just next door to Kla-Mo-Ya Casino as you enter, this travel center offers competitive fuel prices and many convenience items.

Travelers can fuel up with gas, diesel, or propane. Stop in for a snack or soda, or grab a quick meal featuring food to go or you can eat it there, Free Wi-Fi, a comfortable lounge with large screen TVs, laundry and shower facilities, and ATMs are all available.

I AM NOT A ROBOT!

There have been a few changes made to the member's site, specifically where payment information is entered. The most noticeable change is that we have added a question asking if you are a robot. You check the box and depending on a bunch of things, you may be asked to choose from a set of pictures. You may be asked to click the pictures that show street signs, or click on pictures that show store fronts. It seems silly, but the questions and challenges are carefully crafted and updated by Google, and have an amazing success rate at determining if the entity pressing the keys is a real person or a computer program ("robot") trying to gain access.

The technology is called "CAPTCHA", or in our case "reCAPTCHA" and is quickly being the standard for online protection against robots, which pose a real problem to web sites. This is replacing the (to me) very irritating practice of trying to figure out what letters and numbers they are showing in fuzzy text. If you have questions or problems getting around the new challenge (or if you are a robot!), feel free to give Joyce a call in the office.

Dale Furseth, "the computer guy"

Volunteer Hours Reporting

Dale Furseth has worked his techie magic on the member's part of our website again. You can now report your monthly volunteer hours online. From the Train Mountain Railroad home page, click on "Online Member Resources: Join Train Mountain: Register for Meets", then on "Enter Volunteer Hours" or go there directly with this link:

https://trainmtn.org/tmrrmembers/Member_VolunteerHours.aspx

Choose your name from the drop down menu, enter your total hours in the box that matches the month you are reporting your hours for and click on "Update Information" to submit them. So-o-o simple! We hope you enjoy using this new feature.

Please submit your volunteer hours. If you work off site or at home on Train Mountain projects - these hours count.



REMEMBER: No job is complete without the paperwork!

NOTICES

Gazette PUBLICATION DEADLINE:

Submissions to the Gazette must be received by the 15th of the month of publication. The fifteenth of the month is to be the last day to submit material. Material received after the 15th of the month may be held until the following month or rejected.

SUBMISSION CRITERIA

Articles and ads may be submitted via a pdf file, MS WORD, Open Office, notepad, or similar text file attached to an email. The email SUBJECT line must include your article title and a date.

Please give each article a distinct file name with your name and a date. If everyone submits an article named "article for gazette" or something similar it will often get overwritten by another article with the same name when downloading. Articles sent as text in a email text will no longer be accepted.

Please use a common open source FONT such as ARIAL that can be displayed in all Browsers, and is easy to read. Please do NOT use the Calibri font, as we must take the time to convert it to Arial.

If your document has an embedded image, you must also include the image separately as a jpg,

Visitors to Train Mountain and YOU:

Train Mountain is very popular and is continually attracting visitors from throughout the world. We announce that our hours are from 9:00 AM until 3:00 PM Monday through Friday during the summer, and 10:00 AM to 2:00 PM during the winter. The office is closed on weekends except during meets, and then only when volunteers are available to open the office.

Our insurance advisors request that all people (members and visitors) complete and sign a liability release. If **YOU** as a member encounter visitors on the property without a visitors pass please direct them to the office so that we can insure that a release has been completed and a visitors pass has been issued.

If **YOU**, as a member, open the gate and allow visitors to pass through - **YOU** are responsible to see that the release has been completed, and **YOU** are liable for them until they sign a release. Releases are available in the mailboxes near the office for those times when the office is closed. There are also releases available in the kitchen and in the Back Shop.

If you do not want to, or do not have the time to, ensure that the releases are completed - then please graciously explain that the train park is closed to visitors and that the open hours are normally (Winter - 10:00 AM until 2:00 PM) (Summer - 9:00 AM until 3:00 PM) Monday through

Please Volunteer at a Train Mountain Meet!

Train Mountain is a NO SMOKING Facility

During recent events, many Members and their Guests have been ignoring this policy. There are only three designated smoking areas at Train Mountain:

- (1) Outside the front of the Backshop**
- (2) Outside the east door of the Hall of Flags**
- (3) Outside the Motor Pool (Maintenance Building)**

Due to the high fire danger at Train Mountain during the summer, we have zero tolerance for anyone smoking outside one of the designated areas.

There is NO SMOKING anywhere out on the track!

Members, Guests, and Visitors that continue to violate the Train Mountain Smoking Policy may be asked to leave.

What is Amazon Smile?

In a nutshell, it is a way for Train Mountain to receive 501c3 donations from Amazon. According to Amazon: AmazonSmile is a simple and automatic way for you to support your favorite charitable organization every time you shop, at no cost to you. When you shop at smile.amazon.com, you'll find the exact same low prices, vast selection and convenient shopping experience as Amazon.com, with the added bonus that Amazon will donate a portion of the purchase price to your favorite charitable organization. You can choose from nearly one million organizations to support.

When you go to Amazon Smile, choose Train Mountain Institute as your charity. In order for this to work, you must always start from Amazon Smile. Then all else is the same, your account, wish lists, etc. Also available is a direct link: <http://smile.amazon.com/ch/27-4031025> for the TMI account.

The AmazonSmile Foundation will donate 0.5% of the purchase price from your eligible AmazonSmile purchases. I found that just about everything I purchased lately is eligible.

If we can get a large number of Train Mountain supporters to take advantage of the Amazon Smile program, this could result in sizable donations to Train Mountain.

Click here for more information.

Gate Code

Due to security concerns, the Gate Code for the Train Mountain Main Gate may be changed at any time without notice. Any Member planning to arrive at Train Mountain when the Office is closed will need to contact the Office prior to arrival to ensure they have the current Gate Code.

The Gate Code was changed on July 12, 2018

