



The Mountain GAZETTE


© 2020, Train Mountain

An Official Publication of the Train Mountain Institute and TM Railroad—Issue Vol. #4 Issue #19 **March 2020**

March

It's getting close to the time we start seeing some old friends here in the Park. It's also warming up a bit for the visitors to the Park. Most importantly, the ground is warming up enough that the track crews are able to chisel the ties out of the frozen ground to actually get some track work started for this season. Non railroad related but equally important to the Park is our 2020-2022 forestry project. We are working with ODF (Oregon Department of Forestry) to help with the brush remediation for our 2,200 acres. We are a small part of much larger 90,000 acre summer project. We are trying to work this out so we can get it done and not impact the members working towards the next Triennial. Another cool project is we are working with EP Plastics on the development of their new 3 inch high plastic tie system. Preliminary testing looks good. We should have test track installed by the time this issue goes to press so I will try and get some pix of the test track and some of the ties in this issue also. The 2020 Meet schedule is posted and so we need to think about what projects we can get accomplished this year. There are many 'gee I wish we could's'! All of them take YOU the members to come and get em' done. Attending the morning meetings is very important. We can do all sorts of 'planning' but if no bodies show up then all we have is a stack of plans. Dennis has lots of track projects that can be done by having several teams go out each day of the work week. Dale and Dennis can replace close to 100 feet of wood tie track in a work day. See Dennis for training and for specific projects. He is in charge of all things dealing with the Train Mountain track work. In addition Bert is in charge of the Main Yard project and he can show you what needs to be done! **WE NEED VOLUNTEERS!**

2018 TRIENNIAL VIDEO AVAILABLE NOW



Click Here to Purchase Online Or Go To:

<https://trainmtn.org/tmrmembers/videosales1.aspx>



Tick, Tick, Tick, Tick!

For local Lodging please go to our web site and click on Local Lodging. We think it's accurate as of last summer so if you call one of these folks, and they have changed or are no longer available PLEASE let us know.



Triennial 2021

Prep June 12th – 20th

Meet June 21st – 27th

From the Desk of Train Mountain President Jeff Mills

March finds us in a time of uncertainty. To date, there have been no plans to postpone or cancel any of the scheduled Train Mountain Events or close to visitors. This could be subject to change so please follow future Gazette articles and notices on our website.

Our membership demographic consists largely of seniors as well as those who fall into the higher risk category for serious complications if exposed to COVID-19. Each member needs to assess their risk for participating in Train Mountain Events in the foreseeable future. Hand Sanitation equipment has been approved by TMI but it's delivery date is unknown and will be installed as soon as possible. Please use this equipment along with thorough hand cleansing with soap and water when at Train Mountain. As we get closer to the 2020 scheduled events, more information will become available.

We still need a Volunteer Coordinator (s) for the Narrow-Gauge Meet. What does a Meet Volunteer Coordinator do? They prepare a list of projects to work on and assign Leaders to these projects. They conduct the morning volunteer meetings during the Work Week and provide clear instructions to the volunteers. It is vital to make sure those instructions are understood. These meetings cover a lot of information on the projects which must be accomplished. It covers the weather, safety equipment required, updates on track closures or other hazards or closures at the facility. Any special visitors or groups are announced and whether they need additional volunteers. General announcements covering subjects such as the Banquet and events happening in the Chiloquin Area. The Volunteer Coordinator must also make sure the work crews have the necessary tools, equipment and supplies to complete the work. Being a Volunteer Coordinator sounds like a lot of work but it is rewarding to see the accomplishments of a skilled group of volunteers at the end of the work week. Please contact me if you are interested at old-catd399@hotmail.com or 253-740-6013.

The Kitsap Work Week is scheduled for April 12th to 18th. This is a great chance to get a jump on the season and get us in gear for the 2020 Season.

Everyone please make every effort to stay Well.



2020 Train Mountain Train Meet Schedule

	Polar Bear Train Meet	Spring Awakening Train Meet	Narrow Gauge Train Meet	Operations Train Meet	August Train Meet	Big Build Train Meet	Fall Colors Train Meet
Work Week	none	5/2 to 5/7	5/23 to 5/28	6/20 to 6/24	7/25 to 7/30	8/29 to 9/3	none
Meet	1/17 to 1/20	5/8 to 5/10	5/29 to 5/31	6/25 to 6/28	7/31 to 8/2	9/4 to 9/6	10/9 to 10/12

Join Train Mountain Now!

Register or Join - https://trainmtn.org/tmrrmembers/Member_Portal.aspx

Article Number Seven on “Understanding TM” By: Jerry Crane

In the last few Gazettes we have looked at some very weighty Train Mountain history concerning government liens and Superior Court rulings. Fortunately, that is all behind us now. In the next few understanding articles we will look at how we operate now. We will first look at our utility services starting with our water system.

Understanding Train Mountain Water System

Train Mountain operates a Transient Non-Community water system (OR41 94808) that is regulated by the Klamath County Department of Public Health and Oregon Health Authority. All our water comes from wells. These wells supply both our drinking and irrigation water. The county health department requires that we maintain two documents (books) that are stored in the book shelf in Tom Watson’s office. One of the documents is our water Emergency Operating Plan and the other is our Operations and Maintenance Plan. All the details of our system can be found in these two documents. Drawings of our underground water pipes are also in these documents.

Train Mountain regularly takes samples of our drinking water that are analyzed by an independent testing lab. This lab submits reports on the quality of our water directly to the Klamath County Health Department.

Train Mountain has seven wells. Wells No. 1, 2, & 5 are used to supply our Transient Non-Community water system. These three wells are regularly tested and are certified as potable water. Well No. 8 at Great Northern supplies water to a full sized rail tanker and then downhill to a hydrant by the road just uphill from Crane. The well also provides water to the train water sidings at Panzik and Crane through a line running directly from the pump to the water sidings. This water does not come into contact with the tanker water but is not tested and is not part of our Transient Non-Community water system. Therefore, this water is not approved as potable water. Wells 3 & 4 are located in pump houses on caboose ridge. These wells do not have pumps and are not used.

There is one additional well located on the “Farmer” property that also does not have a pump and is not used.

Last Update March 15, 2020 By: Jerry Crane



Join Train Mountain Now!

Register or Join - https://trainmtn.org/tmrrmembers/Member_Portal.aspx



Kitsap Work Week 2020 *(repeat from earlier issue)*

The Kitsap Work Week will be **April 12th Through April 18th** this year. We will be working on various projects in anticipation of the 2021 Triennial. Jerry Crane will be the Volunteer Coordinator for this work week and we will hold the usual morning volunteer meetings to assign volunteers to various tasks.

Lodgings will be provided on a first come basis.

The local residents look forward to this work week as it is a sure sign winter is over and they can recover from winter's cabin fever.

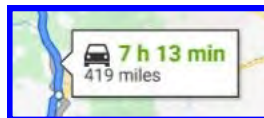
You do not have to be a KLS member to participate in this work week, all volunteers are welcomed. This is a great time to come to Train Mountain and volunteer **without** having to **pay a meet fee**.

If your group wishes to create their own work week, please contact the Train Mountain Office with 3 of the 4 "W"s; who, what and when. We know the "where", so be there!

***ED:** So just what is KLS or Kitsap Week? For many years the gang from KLS has had their own WORK week. They come down with their own list of tasks they want to accomplish and basically set the tone for the season. They get the Park in forward motion and do so with the expertise of a well run group. In addition over the years they have also given us some pretty good leaders of the Train Mountain organizations, such as Jerry Crane, President TMI, and Jeff Mills, President TMRR. Their members have also served on almost every committee for the Triennials and have designed and built many of the sub-structures around the park. The transfer table for Containerville is an example. They have given Train Mountain so much and we are all so appreciative of their combined efforts on our behalf.*

*Any of the other clubs out there are more than welcome to form their own WORK weeks. Let the office know and we can make it happen. **ED***

BTW they do travel some to come and work!



Join Train Mountain Now!

Register or Join - https://trainmtn.org/tmrrmembers/Member_Portal.aspx

Greetings from Joyce at the front office:

March is bringing sunshine, a little warmer weather and some snow. It snowed a little the weekend before and then about an inch and a half or so over this last weekend. A little more snow is forecast for the first part of this week. More sunshine will come in the later part of the week.

We want everyone to stay safe and healthy during the current COVID-19 outbreak. While we are presently open for both members and visitors, we are keeping everything wiped down and sanitized. March is traditionally still a quiet period with small numbers of visitors and we should be able to comply with Oregon Governor Kate Brown's mandate of no public gatherings of over 25. Thank goodness this conundrum is not occurring during a Triennial Meet year!

Kitties Charlie and Maggie continue to do their jobs—Maggie with her paper shredding and companionship and Charlie with his great people skills. He could work a lot on his public relations with dogs, though. He's not always quite so nice to those.

There have only been 23 visitors so far this month. January and February visitor statistics were higher than last year, but March is presently at about half of what it was last year. There is still half a month to go, so we may still catch up with last year.

Donations for the AED's are at \$2,810. For the Pullman Car Paint project they are at \$2,180. 2020 memberships are currently at 261 and rising with 462 members including all family members.

Thanks to Barbara Ward, Sabra Rickman and Marcia Furseth who come in regularly to man the Visitor Center and to work on additional projects and decorating. Thanks also to Dennis Ward, Tom Watson, Russ Wood, Charlie Schubert, Dale Furseth, Boyd Butler and others who are here volunteering almost daily and in many ways provide a backbone for Train Mountain.

Spring is fast approaching. Hopefully by the Spring Awakening Meet this whole COVID-19 thing will have blown over. It sure would be great to see some of you here!

Stay safe. Stay healthy!



Train Mountain on Oregon Public Broadcast Links

A video segment on Train Mountain and other Oregon destinations was aired on the Oregon Field Guide. You can now view the entire segment directly on the opb.org website here: <https://watch.opb.org/video/3006578129/>

OPB has made the Train Mountain part of the broadcast available on Facebook.

Register to attend a Train Mountain Meet Now!

Track installation at Train Mountain—Part Two

an article by Dennis Ward—Track Superintendent

Because the Mainline around the south side of Main Yard is barely viable this will be the number one priority for replacement during the 2020 track replacement season. February 13th saw a big enough break in the weather to allow the start of track installation. That afternoon, the weather warmed enough for Dale Furseth and I to install the first 10' of track for the 2020 season. While Dale has installed a short loop of test track at his home, this is the first time working to Train Mountain specifications. We used the first day for training and only installed ten feet. See the arrow at the lower right corner of the picture as the starting point.

On day two, February 14th, Valentine's Day, and Oregon's 161st Birthday, Dale had already started by the time I returned from lunch. On this day we managed to install 20' of straight track. We also staged 50' of curved track in preparation for replacing the worst of the old wooden tied track. So far all of the work had been done in the afternoons because the temperature usually stays below freezing until after lunch. On day two we had Tom Watson filming our progress and Russ Wood performing quality control. Hopefully, by the time you read this you will have had a chance to see the Tom's video.

Skipping ahead now into March, track installation continues. Larry Dabroi, Charlie Bill Schubert, Dan Ode and I continue to build track during the cold morning hours. Then Dale and I install from inventory in the afternoons, weather permitting. As of March 13 we have replaced 360 feet total of the main track around the perimeter of Main Yard with approximately 360 feet to go and an additional 50 feet of main track in front of Central Station.



Thirty feet of the track has been assembled using AccuTie Rail System's new 3" tall molded ties. This test section will be used to evaluate the viability of their system in the Train Mountain environment. So far we have found the track panel assembly is a lot less labor intensive and when we factor in the expense of saw blades and router bits used in preparation of the solid plastic material, we are currently using, the cost per foot of track is almost identical and the track panels are much lighter and more manageable. AccuTie has furnished us with enough material to build three track panels with a few extra ties we integrated into a panel with our old style ties.

Most of the work on this project has been done by Dale Furseth. We have had help from Dick Miller, Dan Ode, Barbara Ward and Russ Wood. Tom Watson has been filming the project and Bill Dobbs is charged with removing the replaced track panels. In the meantime Bert Newberry is busily adding additional track screws to hold the main yard together for a few more years—until we can replace the highly weathered wooden ties.


In the maintenance arena we also have the issue of replacement equipment. The Train Mountain routers, which are used on the tie routing table are at the end of their life cycle as is the radial arm saw which is used to cut the ties to length. Blades for the saw and bits for the router need sharpening or replacement frequently. The recycled plastic ties have a lot of foreign matter embedded, including metal, that hasten the dulling of the bits and blades.

Experimental Tie Project - AccuTie / Train Mountain

EP Plastics has a product that many of you are familiar with called AccuTie. Basically it is a plastic tie for building our scale of railroads. Several clubs have already installed their track system or at least are in the process. We looked at it during the last Triennial and we liked what we saw except their tie specifications did not match our current 3 inch high recycled plastic ties. In the past several months we have been working with EP Plastics on the development of a 3 inch tie that we might be able to use. This past month saw the delivery of a prototype batch of ties from them and we quickly built some test panels and they have already been installed on the Main Line just past the main Control Tower at Central Station.



A couple of advantages of using the AccuTie system are with this tie there is no need to cut them to length, no need to route the ties for tie plates, in fact there is no need for tie plates. Basically there is **NO** prep work required. They weigh about half as much our regular recycled plastic ties.



One of the issues for us here on the Mountain is we just spent a large sum to redo our molds for the recycled plastic ties that we have been using. This has to be taken into consideration going forward. To build our switches / turnouts we will continue to use our recycled plastic ties and cut them to length for the various formats we use, IE 75 foot, 100 foot, wyees, diamonds, etc.,



The track panels go together very quickly. Dennis did a test on the first panel and simply placed two pieces of rail on the ties, then screwed down about a foot on each rail. At that point he took a track gauge and placed it on the panel. **Perfect Fit!** The **BIG BONUS** here is, a **ONE** man crew with these ties can complete panels as fast as a **THREE** man crew using our regular ties



The unknowns at this point are being developed by EP Plastics having to do mostly with logistics, IE packaging, shipping, etc.,

First review of the product from all of the track crew folks, is we really like it! For those of you looking for a track solution, please give them a call. They are in the hobby, easy to work with, and have developed a unique and very worthwhile product. They also have a West coast distributor in the form of Allen Models.

<http://enterpriseplastics.net> <http://www.eprailsystem.com>
[http:// allenmodels.com](http://allenmodels.com)

Enterprise Plastics
1500 Enterprise Way
Kent Ohio 44240
330-346-0496

Allen Models of Nevada
PO 848
Gardnerville Nevada 89410
775-782-3800



Register to attend a Train Mountain Meet Now!

The Mountain Gazette

Page:7

March 2020

Chiloquin Lumber Company - Martin Hansen - Reprinted with permission

When most folks think of Oregon Loggers they picture the dense Douglas fir forests of Oregon's west side and a Coast Range region and the myriad of logging lines that harvested that region. Let me show you one of the other Oregon Loggers that operated at the same time in an entirely different environment.

Here on the east side of the Cascade Mountain Range that runs north and south dividing the state as 1/3 West and 2/3s East there is the High Desert Pine Region of Central Oregon. The timber in this area was largely Ponderosa Pine and the topography was much flatter than that found on the West side of the state.

One such High Desert logger was the Chiloquin Lumber Co. of Chiloquin Oregon just 20 miles north of Klamath Falls. By 1928 the Chiloquin Lumber Co. logging line had extended into new timber land thus requiring new motive power.

An order was placed with Lima for the 3rd Pacific Coast Shay to be built by that company. Here we see the big superheated Shay at work in the woods above Chiloquin, OR in the pine region of Oregon's High Desert. In this view you can see the size of the Ponderosa Pine logs found in the area and the relative open underbrush found in this forest.

The loggers in this area had a fair amount of snow in the winter and very cold temperatures to contend with when compared with the Western Fir region of the state.

The second photo was taken by Clark Kinsey and shows the earlier shorter logs cut by the company.

This photo was taken in 1948 as the engine is stored with her line-shafts disconnected at the mill at Chiloquin awaiting her next assignment.



Martin E. Hansen Collection



Martin E. Hansen Collection



Martin E. Hansen Collection

Register to attend a Train Mountain Meet Now!

Chiloquin Lumber Company (cont)

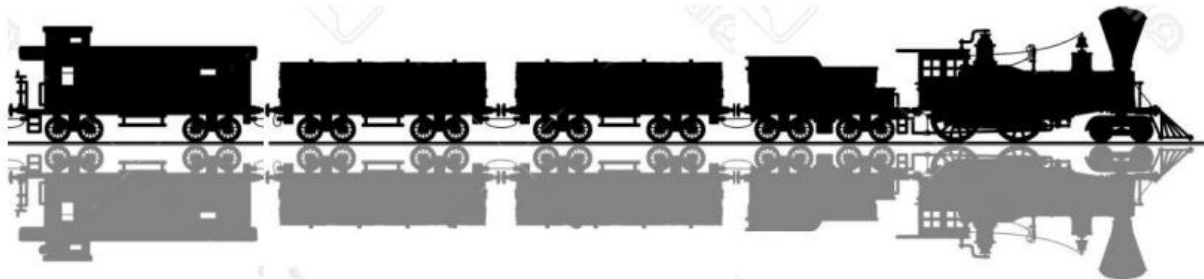
This big Shay operated until 1947 for Chiloquin Lumber when the logging railroad was abandoned.. She was then sold to British Columbia Forest Products on Vancouver Island as their #17. At that operation she was then in the dense fir forests that most of us are familiar with when we think of Western Loggers. Her builder's plate lives on.



For those of you who now wonder what the Chiloquin Lumber Co. Mill looked like in operation, here is a Clark Kinsey photo of the mill in the 1930's.



You will note Shay #2 behind the wood pile in the center. That is the SP mainline that curves in the background behind the water tank.



Register to attend a Train Mountain Meet Now!



Great Northern & Cascade Railway

A call for some help

The GN&CR is the 7.5" gauge railroad in the city park at Skykomish, WA. The BNSF donated an SD9 several years ago to be part of the City Railroad park. After 7 years of setting on railroad land adjacent to the park with no plan for its final resting place, the BNSF gave an ultimatum that it is time to move or scrap. That finally seems to have lit a fire under the city council and maybe we will finally get it moved to a proper display location. We started repainting it about three years ago to the original GN paint scheme but quit when the city could not come to terms on a final location. Now the mayor is showing some real interest in saving the locomotive as part of the city's history (see GoFundMe link below). The loco is unique in that it is one of only two SD9's that the GN bought with dynamic brakes. It served Skykomish for many years as a road switcher.

A great looking picture of the subject loco, it has Alan Jesmers electric SD9 in front. Nearly an exact replica except it is one number off. Ours is 599, Alan's is 600.



<https://greatnortherncascaderailway.com/> Link to the club's web site

<Members@gncrailway.org> Link to the club email site

<https://www.gofundme.com/f/save-599> Link to the GoFundMe site

WE ARE ALL VOLUNTEERS
DON'T YELL AT ME, I AM A VOLUNTEER!

The Collier Park calendar for next year has some events going on at the same time as Train Mountain events. They are just up the road from Train Mountain and is really a worthwhile place to visit.

Special Events 2020 Collier Memorial State Park



Dutch Oven Cook-off

Sunday, May 24th | 8am—2:30pm

Join as a chef to compete or a judge for the people's choice award at this tasty event hosted at the Cookhouse.

Register online [here](https://bit.ly/320UmCy). <https://bit.ly/320UmCy>



Living History Day

Sunday, June 21st | 10am—3pm

Collier Logging Museum's largest event of the year! Historic equipment operation, trade crafts, kids activities, live music, food vendors and more.



Loggers Breakfast

Sunday, September 6th | 9:30am—11:30am

Friends of Collier Park fundraiser breakfast. Serving pancakes, eggs, bacon, sausage and more. Fee event.

All FREE

**Collier Memorial State Park & Logging Museum
46000 Hwy 97 N Chiloquin, OR 97624**

Information: 541-783-2471x 24 | www.oregonstateparks.org



There are additional events scheduled for Collier Park. If you are going to be in the area, go to their website and get the latest schedule of events.


WEB-CAM GALLERY

Photos by: The Web-Cam




WEB-CAM GALLERY

Photos by: The Web-Cam



WEB-CAM GALLERY

Photos by: The Web-Cam



HISTORICAL

**When We
Were Young**



**You Used To
Be Able To
Watch The
Trains**

Pullman Repaint Project - *Fourth Call for Assistance*

Hi, my name is Duane Kaasa.

For those who don't know me, I am the person who headed up the painting of the three cabooses at the front gate and at Willamette Western and the wine car. I have wanted to get the big Pullman car painted but life has gotten in the way. I am hoping to get this done sometime next summer (2020). The intent is to restore the exterior of the car to its original New York Central paint scheme.



I am with this letter, starting a fund to accomplish this project. I personally funded the painting of the two cabooses at the Train Mountain main gate, by about 95 %, including doing the red one twice due to paint issues. The Pullman car will cost about \$3500 for materials alone. I am asking for donations toward this project since I cannot afford this on my own. I am personally starting this fund with a \$500 startup donation.

I have already talked to Bill Shepherd who has offered his old pickup as a mount for the scaffolding. This setup can then be driven alongside the Pullman car to accomplish the various tasks. *A pressure washer has been donated to this worthy cause so that will help.* This can be used to blast the rusting flaking areas on top, after rough grinding. With the scaffolding thus mounted we can work while leaning out over the roof of the car. After blasting, the bad areas can either be filled with Bondo or fiberglass as necessary.

I have been researching high end catalyzed paint. I am working with someone with “Stewart Systems” water based paints. This stuff is aircraft certified and sold the world over. They have a soft paint for fabric surfaces, for flexibility, and a hard paint for metal surfaces. I have seen this stuff on very nice restored classic cars and aircraft. They have “how to” videos of their paint systems being applied.

Donations will be totally handled by Train Mountain Institute in a fund for this project. Help volunteers and donators will be highly appreciated.

Thank you, Duane


From the ED: Donations for this project are to TMI so therefore if you need a tax deductible receipt make sure you let Joyce know.

Register to attend a Train Mountain Meet Now!

CLASSIFIEDS


2018 Triennial Video Now Available

The 2018 Train Mountain Triennial video from Aaron Benson at 7Idea Productions is now available. You can order online at the link shown or you can call the office at 541-783-3030 to get your copy. This is a most enjoyable video created by a true video artist and of course it just happens to be about our most favorite subject! The cost of the video is just \$29.95, quite a bargain!



Our good friend Jim over at Discover Live Steam has placed ads for us on his terrific website, thanks Jim. discoverlivesteam.com

Did you see the great article and front cover story from the January / February 2019 issue of Live Steam and Outdoor Railroading? It is a great article covering the 2018 Triennial. and the great gang of folks that hang around the place and put on terrific live steam trainmeets. As an added bonus there is a photo album by member Michelle Moore! How about that! Pretty cool!



SALE!

OPPORTUNITY FOR OTHER TRAIN CLUBS

SALE!

How would you like to have your very own Time-Share house and shop near the World's Largest Hobby Railroad? Think out of the box! A four BR, 2 Bath good house and **big insulated shop** for trains, etc. On 10.27 acres. Updated cabinetry in kitchen, laminate flooring in much of the house. Landscaping. Approx. **2120 square feet**. Detached **two car garage**. Space for RV and hook up. Easy access to HWY 97. Directions: North on Hwy 97. Turn east on Rainbow Park Dr., first driveway to left.

109 Rainbow Park Dr., Chiloquin, OR - \$279,000

This could be used as a Time-Share and be owned by three or four club members. A great place for members, children, grandchildren and train work, storage, etc.

Call S. Rickman at (541) 783-3798 or Frank Bartholomew (209) 966-4322.

This is your newsletter!
Thank you to everyone that took the
time to submit articles this month.
Please keep it up!

Crater Lake/ Train Mountain Vacation Rentals

Crater Lake Chalet

Located on Hwy 422, only 1 mile off Hwy 62 and 2 miles from Hwy 97 in the Chiloquin area. This house is at north end of Train Mountain and contiguous to Train Mountain.



This comfortable house sits on 35 beautiful acres. 2 bedrooms and 2 bathrooms. Can sleep up to 6 people.

Panoramic View Ranch House / Crater Lake


This ranch house is located on Hwy 62, and attaches to the west side of Train Mountain.



The 56 acres, panoramic views of Agency Lake and

the Cascades. Enjoy a peaceful and private experience. 4 bedrooms and 2 bathrooms.

Can sleep up to 8 people.



For more information please call: **Julie 415-756-3943** or **Mike 415-420-9026**

10% off for train mountain members

www.getawayvacationhome.com

Train Mountain Railroad and Sleep Inn Hotel

Sleep Inn is the new hotel located next to the Casino in Chiloquin. The manager is **Mr. Ellsworth** and he has worked with Train Mountain for several years in his past capacity as manager of the Travel Center. The Front Desk number is 541-827-5300. He has stated that the 2019 season is already getting booked so if you would like to stay at the Sleep Inn I would strongly suggest you make your reservations now. Make sure you inform them you are a Train Mountain member to get the best rate. It is a brand new facility and has lots of great amenities not the least which is they are just across Hwy 97 from the park.

Amenities include:

- **Free WiFi**
- **Free breakfast**
- **Meeting space**
- **Fitness center**
- **Indoor heated pool**

Guest rooms feature:

- **Refrigerator and microwave**
- **Premium bedding**
- **Work desk**
- **Flat-screen TV**
- **Coffee maker**

Sleep Inn & Suites® hotel offers easy access to a variety of local attractions, including the Kla-Mo-Ya Casino and:

- **Crater Lake National Park**
- **Klamath Falls**
- **Train Mountain Railroad Museum**
- **Klamath Marsh Wildlife Refuge**
- **Collier Memorial State Park**

Front Desk number is 541-827-5300 ask for the Train Mountain discounted rate.

Please Volunteer at a Train Mountain Meet!

CLASSIFIEDS

I am sad that the time has come to say goodbye to Jack - my little green mogul. JK, the 10 wheeler, is coming along far enough that he needs the room in my toy box. Little Engines 1880's mogul. Engine and tender only.



Propane fired,
copper boiler,
many
Superscale
appliances.

\$12,000.



John Lovely 1130 W Shullenbarger Dr
Flagstaff, AZ 86005 JMLProd at aol.com
928-774-7589 (talk to the machine)

THE POTBELLY CAFE



Located only 1.5 miles off Hwy 97 in Downtown Chiloquin in the same building as the Post Office 212 1st Avenue, Chiloquin, OREGON 97624 -- Phone: (541) 783-0988



Good Service
Good Food
Friendly Folks



Banquet Ticket Sales

It is very important to purchase your Meet Banquet Tickets by Noon on the Friday before the Meets Saturday Banquet.

We must get the number of attendees to the caterer to make sure there is enough food to feed everyone.

If you plan to arrive on the Friday of a Meet, please call the TMRR Office during business hours and provide your name and number of guests so we can add those to the attendee count.

We want everyone to have the opportunity to attend

HAVE SOMETHING YOU WANT TO SELL?

Place an ad in the Gazette!

1/8 Page: \$25/month or \$250/year

1/4 Page: \$40/month or \$400/year

1/2 Page: \$70/month or \$700/year

Full Page: \$125/month or \$1250/year

Published by Train Mountain Railroad

P.O. Box 438

Chiloquin, OR 97624

Email: info@tmrr.org Phone: 541-783-3030

Contributors: TMRR BOD, Friends, TMI

Photos: Tom Watson



Crater Lake Junction Travel Center

34005 Hwy 97 N, Chiloquin, OR 97624, 541-783-9800

The Crater Lake Junction Travel Center opened for business in 2010, and is owned by the Klamath, Modoc and Yahooskin Tribes. Open 24 hours a day and located just next door to Kla-Mo-Ya Casino as you enter, this travel center offers competitive fuel prices and many convenience items.

Travelers can fuel up with gas, diesel, or propane. Stop in for a snack or soda, or grab a quick meal featuring food to go or you can eat it there, Free Wi-Fi, a comfortable lounge with large screen TVs, laundry and shower facilities, and ATMs are all available.

I AM NOT A ROBOT!

There have been a few changes made to the member's site, specifically where payment information is entered. The most noticeable change is that we have added a question asking if you are a robot. You check the box and depending on a bunch of things, you may be asked to choose from a set of pictures. You may be asked to click the pictures that show street signs, or click on pictures that show store fronts. It seems silly, but the questions and challenges are carefully crafted and updated by Google, and have an amazing success rate at determining if the entity pressing the keys is a real person or a computer program ("robot") trying to gain access.

The technology is called "CAPTCHA", or in our case "reCAPTCHA" and is quickly being the standard for online protection against robots, which pose a real problem to web sites. This is replacing the (to me) very irritating practice of trying to figure out what letters and numbers they are showing in fuzzy text. If you have questions or problems getting around the new challenge (or if you are a robot!), feel free to give Joyce a call in the office.

Dale Furseth, "the computer guy"

Volunteer Hours Reporting

Dale Furseth has worked his techie magic on the member's part of our website again. You can now report your monthly volunteer hours online. From the Train Mountain Railroad home page, click on "Online Member Resources: Join Train Mountain: Register for Meets", then on "Enter Volunteer Hours" or go there directly with this link:

https://trainmtn.org/tmrrmembers/Member_VolunteerHours.aspx

Choose your name from the drop down menu, enter your total hours in the box that matches the month you are reporting your hours for and click on "Update Information" to submit them. So-o-o simple! We hope you enjoy using this new feature.

Please submit your volunteer hours. If you work off site or at home on Train Mountain projects - these hours count.



REMEMBER: No job is complete without the paperwork!

NOTICES

Gazette PUBLICATION DEADLINE:

Submissions to the Gazette must be received by the 15th of the month of publication. The fifteenth of the month is to be the last day to submit material. Material received after the 15th of the month may be held until the following month or rejected.

SUBMISSION CRITERIA

Articles and ads may be submitted via a pdf file, MS WORD, Open Office, notepad, or similar text file attached to an email. The email SUBJECT line must include your article title and a date.

Please give each article a distinct file name with your name and a date. If everyone submits an article named "article for gazette" or something similar it will often get overwritten by another article with the same name when downloading. Articles sent as text in a email text will no longer be accepted.

Please use a common open source FONT such as ARIAL that can be displayed in all Browsers, and is easy to read. Please do NOT use the Calibri font, as we must take the time to convert it to Arial.

If your document has an embedded image, you must also include the image separately as a jpg,

Visitors to Train Mountain and YOU:

Train Mountain is very popular and is continually attracting visitors from throughout the world. We announce that our hours are from 9:00 AM until 3:00 PM Monday through Friday during the summer, and 10:00 AM to 2:00 PM during the winter. The office is closed on weekends except during meets, and then only when volunteers are available to open the office.

Our insurance advisors request that all people (members and visitors) complete and sign a liability release. If **YOU** as a member encounter visitors on the property without a visitors pass please direct them to the office so that we can insure that a release has been completed and a visitors pass has been issued.

If **YOU**, as a member, open the gate and allow visitors to pass through - **YOU** are responsible to see that the release has been completed, and **YOU** are liable for them until they sign a release. Releases are available in the mailboxes near the office for those times when the office is closed. There are also releases available in the kitchen and in the Back Shop.

If you do not want to, or do not have the time to, ensure that the releases are completed - then please graciously explain that the train park is closed to visitors and that the open hours are normally (Winter - 10:00 AM until 2:00 PM) (Summer - 9:00 AM until 3:00 PM) Monday through

Please Volunteer at a Train Mountain Meet!

Train Mountain is a NO SMOKING Facility

During recent events, many Members and their Guests have been ignoring this policy. There are only three designated smoking areas at Train Mountain:

- (1) Outside the front of the Backshop**
- (2) Outside the east door of the Hall of Flags**
- (3) Outside the Motor Pool (Maintenance Building)**

Due to the high fire danger at Train Mountain during the summer, we have zero tolerance for anyone smoking outside one of the designated areas.

There is NO SMOKING anywhere out on the track!

Members, Guests, and Visitors that continue to violate the Train Mountain Smoking Policy may be asked to leave.

What is Amazon Smile?

In a nutshell, it is a way for Train Mountain to receive 501c3 donations from Amazon. According to Amazon: AmazonSmile is a simple and automatic way for you to support your favorite charitable organization every time you shop, at no cost to you. When you shop at smile.amazon.com, you'll find the exact same low prices, vast selection and convenient shopping experience as Amazon.com, with the added bonus that Amazon will donate a portion of the purchase price to your favorite charitable organization. You can choose from nearly one million organizations to support.

When you go to Amazon Smile, choose Train Mountain Institute as your charity. In order for this to work, you must always start from Amazon Smile. Then all else is the same, your account, wish lists, etc. Also available is a direct link: <http://smile.amazon.com/ch/27-4031025> for the TMI account.

The AmazonSmile Foundation will donate 0.5% of the purchase price from your eligible AmazonSmile purchases. I found that just about everything I purchased lately is eligible.

If we can get a large number of Train Mountain supporters to take advantage of the Amazon Smile program, this could result in sizable donations to Train Mountain.

Click here for more information.

Gate Code

Due to security concerns, the Gate Code for the Train Mountain Main Gate may be changed at any time without notice. Any Member planning to arrive at Train Mountain when the Office is closed will need to contact the Office prior to arrival to ensure they have the current Gate Code.

The Gate Code was changed on July 12, 2018

