



# The Mountain GAZETTE

© 2021, Train Mountain

An Official Publication of the Train Mountain Institute and TM Railroad—Issue Vol. #4 Issue #33 **May 2021**

## May

The first official work week / meet is over. The Spring Awakening was a breath of fresh air for us locals. It has been awhile since we've got to spend some quality time with our regular member friends and have some railroading fun.

The Idaho gang was here and jumped right into some hard work,. They took on the task of re-installing the missing track at Klamath and Western. Richard and crew had finished the dirt work from the tunnel removal project and had graded the realignment of the upper loop. The Idaho Mafia, as we affectionately refer to them, as usual, did a bang up job. It runs great and looks great as well. Thanks gang.

The Rail Tour trains are running daily Monday through Friday and the visitors sure seem to enjoy the park as much as we do. If you are interested in how it works and would like to be trained please let me know and we will make that happen. Dale has taken one of the BNSF twins and added a compressor so it can be used as a stand alone engine for tour service. We still are trying to play it safe and not run multiple families or groups on the same train. As a consequence we just run short trains.

The sure signs of spring and the results of Debra's hard work are starting to 'bloom' all over the park. The lawns are mowed, the flower beds cleaned, roads and other areas are swept and it actually is starting to really look like a park once again. The winter look is disappearing.

Next up is a a great two part Work Week and Meet. We start off with the 'screw the yard' project and also have all of the narrow gauge folks with their great looking show trains here. Should be a great time. If your coming for the yard project remember your screw gun and charger, Dale has the other supplies but not any screw guns to share.

The 13 at the bottom of the page is just a reminder that we are just 13 months from the next Big One. Which also means we are just 5 months from taking registrations starting in October. There is a lot of work to get done and it will not be possible without all of you putting in a little time and energy to make it happen.

**See you all soon, and bring a friend they will enjoy the park too!**

**13**  
**And**  
**Counting**

**Join Train Mountain Now!**

Register or Join - [https://trainmtn.org/tmrrmembers/Member\\_Portal.aspx](https://trainmtn.org/tmrrmembers/Member_Portal.aspx)  
**The Mountain Gazette**

**Page:1**

**May 2021**

# From the Desk of Train Mountain President

By Jeff Mills

The **Spring Awakening meet** is in the books with a lot of important projects completed. Dale Furseth and his helpers completed the last leg of the **Timber Lake track replacement**. This is a great accomplishment as it provides Train Mountain with a very reliable track on the Timber Lake easement. The Idaho Mafia lead by Mark Flinton completed the **replacement track at the sight of the removed Jones Tunnel**. Its removal was necessitated by the Daylighting of the tunnel from rotten timbers collapsing. The lower track closely follows the original track whereas the upper track which was on the roof of the tunnel required re-routing. By the end of the work week, Richard and Luke finished the dirt work to dress the area with appropriate slopes and counters. Many smaller projects were completed.

**Raking of forest debris** was started in earnest. However, the disposal of this debris has been modified. Due to complaints of smoke by adjacent properties and a visibility hazard on So. Chiloquin Rd., we are **prohibited from burning in the large Burn Pit**, by the Fire Department. We are researching the **process of composting** this material. We are now using the PECO "Super Sucker" to unload the pine straw cars. This reduces the pine straw and cones to **fine mulch**; 1/6 of its natural volume. We are planning to add more track at this location. **NO limbs and brush** are to be unloaded in this **Burn Pit** area. All limbs and brush are being delivered to the southwest side of South Meadow to be chipped at later date.

Boyd Butler finished the fitting of control levers and doors to **12 of Train Mountain's ballast cars**. These were used in the replacement track projects that Work Week. We employed four of these cars per train. By running two trains, four cars could be filled at the Gravel Tipple while four cars were delivering ballast, then returning empties. This was a **very efficient process**. Each loaded car is close to **one ton each**. Extra care must be taken when moving these cars. Damage to them or the motive units would greatly decrease the efficiency of a ballasting operation. Not to mention the time and expense of repairs. Always operate within the limits of the equipment's capability.

During upcoming **Narrow-Gauge Meet**, one group, formed by Matt Thomas, will be arriving to complete the "Screw the Yard" Project. This Project will be led by Dale Furseth and Matt Thomas. All participants for this work, please report to the Main Yard for your Morning Briefing. **An additional Morning Briefing** will be held at Central Station for all other volunteers. This project was started by Bert Newberry and he has been constantly working on this a few hours a day. The goal of this project is to **extend the useful life of the wooden ties** up to ten more years by installing longer screws which will grip deeper into these wood ties. The work accomplished to date has been a huge improvement to the Main Yard. With the completion of this project, we will be closer to being **ready for the 2022 Triennial**.

We will be deploying the **Fire Fighting Equipment** during the Narrow-Gauge Work Week. Please read an additional article on this subject in this issue of the Gazette.

As usual raking and hauling will consume much of the volunteer's effort. Please be aware that drought conditions are serve and the danger of fire is always with us. The **Track north of Schubert Junction is closed** due to on going logging operations. The harvest work of salvageable timber is in its last weeks. Then Chip Grinders will be brought in to grind and haul away the slash and debris left. Once this is completed, we will be tasked with the repair and **replacement of damaged track** beyond Schubert junction. We hope this track work can be completed during the Big Build Work Week. We are also planning Track replacement on the **Rio Grande Division** within this calendar year. This is last **large area of Main Track** that is **Aluminum Rail on Wooden Ties**.

The **dates for the 2022 Triennial** are **June 11<sup>th</sup> thru June 19<sup>th</sup> will be the work week and June 20<sup>th</sup> thru June 26<sup>th</sup> will be the meet week**. So **mark your calendars** and start making plans for this great event. We are again expecting a large attendance so **start planning right now!!** There are **only 12 months left** to prepare. We are looking for **Committee Chairs** and committee **volunteers**. Please refer to the article in this Gazette on volunteering for the 2022 Triennial.

***Our Volunteers make a successful Triennial possible.***

## Greetings from Joyce at the front office:

We have been getting a lot of nice warm and sunny days. More and more green is popping up everywhere.

The Spring Awakening work week and meet were well attended. What fun to see everyone who came!

Our fabulous volunteers have been doing and continue to do fantastic work!

Next time you are here, be sure to take a run by Lillyville. The town has been undergoing enormous expansion thanks to its creators Jim Eakin and Steve Lilly. Jim has put literally hundreds and hundreds of hours into building the buildings and all. I am wondering how those in the church and those in the saloon are going to get along and who is going to convert who to which first.

Please let anyone you know of that they can access the monthly Gazettes by clicking on the link to the Gazette which is on the TMRR home page.

Visitor traffic continues to increase and more rail tours are occurring. David Savage is back on board along with Russ Wood in giving the tours. Marcia Furseth has been handling the Visitor Center a couple of days a week, while I fill in the rest of the days. I am seeing more and more smiling faces! If you would like to volunteer to do rail tours or to greet and sign in visitors, please contact the office. We could really use your help!

2021 Memberships are now at 353 with over 636 members including primary and family members. We have a lot of new members. To those who have renewed, thank you for renewing your membership. For those who haven't renewed yet, you can do so at any time.

I think I have just about used up the space I was allotted for my article so I will end off for now.

The Narrow Gauge work week and meet are just days away. We hope to see you here!

### 2021 Train Mountain Train Meet Schedule

	Polar Bear Train Meet	Spring Awakening Train Meet	Narrow Gauge Train Meet	Operations Train Meet	August Train Meet	Big Build Train Meet	Fall Colors Train Meet
Work Week	none	5/1 to 5/6	5/22 to 5/27	6/19 to 6/23	7/24 to 7/29	9/4 to 9/9	none
Meet	1/15 to 1/18	5/7 to 5/9	5/28 to 5/30	6/24 to 6/27	7/30 to 8/1	9/10 to 9/12	10/8 to 10/12

### **CAUTION - CAUTION - CAUTION** **North of Schubert is still CLOSED**

There are a large number of lumber vehicles working the burned out area North of Schubert. PLEASE do NOT venture into that area. They are not railroaders and will NOT be looking out for you. This land clearing will be ongoing for some time so once again please protect yourself and stay out of the area. They will be clearing the burnt area first and then they might also be assisting us in the future forest management project that is now in its 2nd year of planning. We are awaiting the signed ODF grant forms to start on that portion as well.

**Thank you for your cooperation.**

**Join Train Mountain Now!**

Register or Join - [https://trainmtn.org/tmrrmembers/Member\\_Portal.aspx](https://trainmtn.org/tmrrmembers/Member_Portal.aspx)  
**The Mountain Gazette**

**Page:3**

**May 2021**

# Improved Fire Equipment Gondolas

By Jeff Mills

The Fire Equipment Gondolas have been updated and will be ready for use during the Narrow-Gauge Meet. There are 11 of these fully equipped gondolas containing; 1 Indian Backpack Pump, 2 round point shovels, 1 Pulaski and jugs of water. These have been provided so members can add them to their trains while traveling around Train Mountain thus providing TMRR with a **roving FIRE PATROL**. These cars exceed the ODF and USFS standards for fire tools carried in the forest during FIRE SEASON. It is highly recommended members either carry the required tools on their trains or attach one of these gondolas to their consist. These cars are available on a **first come, first-serve** basis. We will determine where they should be staged for the upcoming meet so watch for that information.

Boyd Butler worked on these Fire Equipment Gondolas over the winter. He repaired and re-sprung the trucks. **Ballast weight has been added** to bring the cars up to the operational weight for which they were designed. They should **track better** and reduce derailments. In addition, the end panels of the cars have been painted Fire Hydrant Red with lettering "Fire Service". This should make them easily identifiable to their purpose.

We have also **equipped the Gators** with a shovel, Pulaski, Fire Extinguisher and Indian Backpack Pump, making these vehicles in compliance with the regulations.

All Train Mountain fire hand tools have a **red stripe** painted on the handles indicating they are **for emergency fire use only**. They must be kept in "ready to use" condition; sharpened and rust free. Also, make sure the water containers are full. If any tools are **discovered in less than perfect condition, please correct the situation or report their condition to the Office**. This would also apply to the equipment on the Gators. Any missing equipment should be reported immediately so a replacement can be obtained.

At this meet, we will deploy **25 trackside Fire Extinguishers**. These are charged with air pressure and water. They are stored in the small red and white structures along the tracks. If any are used, they must be refilled and pressurized. **Do NOT leave a discharged Fire Extinguisher trackside**. There are none of these Extinguishers beyond M&M corner.



**Join Train Mountain Now!**

Register or Join - [https://trainmtn.org/tmrrmembers/Member\\_Portal.aspx](https://trainmtn.org/tmrrmembers/Member_Portal.aspx)  
The Mountain Gazette

Page:4

May 2021

# Triennial 2022 Steering Committee

By Jeff Mills



The Train Mountain Railroad Board has approved Jeff Mills and David Waterstreet for the Triennial 2022 Steering Committee. We would like to have one or two more members on this committee. We are already planning many aspects of the Triennial and looking for ways to improve the Triennial Experience. We will be getting input and assistance from Tom Watson and Russ Wood. However, they wish to limit their involvement with this event. Some of this planning does not have to be onsite. With Zoom and similar communication systems available and our new found experiences with these we can do remote work.

## Committees

We will be looking for a number of committee chairs. A number of people have already committed to chair a committee. If you are interested in chairing a committee, I am to be the only contact for this so as to prevent duplication of efforts and to maintain the peace. My phone number is on the back of the meet badges and has been for a few years. I monitor my e-mails closely and will respond in kind usually no longer than the next day. My e-mail address is [oldcatd99@hotmail.com](mailto:oldcatd99@hotmail.com). I look forward to your responses. I will be publishing an updated committee list in the next Gazette please be on the lookout for it.

## Triennial Book

Russ has compiled a Triennial Book for 2018. It has a section on each committee with objectives of each committee and notes on what worked and what did not work and what improvements can be made. The Steering Committee will be reviewing this book during the work week of the Narrow-Gauge Meet. Once this review is complete, we will be contacting each 2018 Committee Chair with a copy for their committee and ask for comments and suggestions to be reviewed for 2022. We would appreciate a speedy response to this request.



## Triennial Dates

**Work Week June 11<sup>th</sup> thru June 19<sup>th</sup> ,2022**  
**Meet June 20<sup>th</sup> thru June 26<sup>th</sup> ,2022**

It may look like a lot of work ahead of us. We have 12 months to complete this work and with the helping hands of our cadre of volunteers we will make it happen.

# Those Little Green Blocks

Russ Wood

OK gang this is quoted from our Train Mountain Encyclopedia:

*Green Blocks. Green blocks are used at Train Mountain to mark any place where there has been a derailment. Thus, blocks on the right of way warn of a possible track problem and help repair crews identify sections of track needing repair.*

*While a single block may indicate a location where there was an equipment problem, multiple green blocks at a single location are a sure indication of a track problem. We recommend that each locomotive carry four blocks. They can be picked up from a crate of blocks at the Rules of the Road sign at MP .04 just after leaving Ellingson Turntable. The original blocks were introduced in 2000 measuring 2"x2"x4" and were cut from 2"x2"x 16" Port Orford Cedar railroad ties. The wood blocks did not wear well, and in 2007 Train Mountain began using 2x2x4 plastic blocks instead. Both the wood and plastic blocks are painted green for maximum visibility. (11/06)*



Adding to this description is also some personal observations, assuming that the direction of travel of said train is from left to right then those blocks are placed correctly. Although there should only be two of them not a pyramid of blocks. The first one is the indicator of a possible issue, a second block states that here is a problem area. They need to be placed to the right of the side of the track at the problem area. This is especially important on the double track areas of the park.

It would also be nice if you are the person putting down the second block if you could make note of where this occurred and relay that information to the office for possible repairs to be scheduled.

Check this example, the issue with this problem is that there was NO block and this was a switch into 15/16 Crisp Yard tracks. NO EXCUSES HERE!



Next up is a stack of green blocks at the double crossover leaving the turntable area. Look at the pictures and you can instantly see that the FIX is to simply clean out where the switch throw is, NOT PLACE LOTS OF LITTLE GREEN BLOCKS!

This is not rocket science gang. We ALL need to do our part on the maintenance of the park so that WE can all enjoy having a trouble free run through the country side.



## Spring Awakening and beyond an article by Dennis Ward—Track Superintendent

The Idaho Mafia crew, lead by Mark Flitton, reinstalled the track which was removed when the Jones Timber Tunnel was daylighted. This historic landmark is now a large cut and there are currently no plans to replace it.

Dale Furseth and helpers finished replacement of the older wooden tied track on the Timberlake Railroad and, with help from Robert and Karen Stroud, have started the upgrade on the Dogwalk Subdivision. In the first week of the Dogwalk project 200 feet, including one of four switches, of the approximately 1480 feet of wooden tied track has been replaced.

Plans are being made to get Hope Circle loop reopened. That project will start as soon as the burnt culverts are replaced, maybe next week. The goal is to get the loop open including Hope Circle. Yards and sidings will be repaired when time, personnel and materials converge. As track superintendent my primary goal is to get all of the main track upgraded to plastic ties. I also believe that the majority of the members want to see and should be able to see the area affected by the 242 fire. Mother Nature is already at work restoring the area. It will be exciting to see the transformation she performs.



## 2021 Train Mountain Operations Meet

By Richard Croll, Trainmaster

As this year's Operations Meet gets closer, the Covid 19 Pandemic continues to keep us all in suspense. The Operations Committee will keep monitoring the situation and will make whatever adjustments are necessary to insure everyone's safety and enjoyment. I assume that we will be once again conducting the morning briefings outside Central Station. We will also have them online using GoToMeeting. See Jim Armstrong's article in the Gazette for more information on accessing this.

The biggest change from last year is the portion of the railroad that will be used. Because of last year's fire, we will not be running freight or passenger trains any further out than Shubert and Witcomb.

The Operations Meet is a great way to learn the railroad. If you run the passenger schedules, you can cover most of the railroad. If you operate freight trains, depending on your choices, and efficiency, you can also cover most of the railroad.

A freight "crew" only needs to sign up once, and that group can keep their train number for the duration of the meet. Recognition will be given to the train number that is the most productive picking up and spotting cars. This will be based on points, with more points given based on distance and difficulty. An individual can be signed up on more than one crew, but the recognition goes to the train number, and those signed up under that number.

The most productive Passenger Train crew will also be recognized. This is based on the number of virtual passengers handled.

### **The tentative schedule for this 2021 is as follows:**

#### **Work Week** Saturday, June 19 through Wednesday, June 23

- Monday-gather and inspect cars
- Tuesday-continue inspection and sort cars
- Wednesday-spot cars to their initial location
- Wednesday evening-Ops meet briefing and Signal Seminar

#### **Operations Meet**-Thursday, June 24 through Sunday, June 27

- Thursday-begin operations
- Friday and Saturday-continue operations
- Sunday-gather up and return cars to owners and storage locations

We always rely on volunteers to do the various work week tasks. No prior experience needed. There are also positions to fill for the meet as helpers in the Freight and Passenger Office, Dispatchers Office, and Tower. We will be happy to train volunteers in any of these jobs.

Members are encouraged to loan freight cars to the pool. They will need to go through the inspection process which primarily looks at coupler function and safety chains. Remember that safety chains must be on the rear of each car. They must have quick links to connect to the other car and cannot have any carabiners. Cars should be available for inspection by Wednesday, June 23. Every effort will be made to have loaned cars back in the main yard by noon on Sunday. If you would like to contribute cars, please let Jim Armstrong know the details of the cars as soon as possible so he can add them to the data base. His email is [Armstrong.jandg@gmail.com](mailto:Armstrong.jandg@gmail.com). Be sure to include reporting marks (railroad name) , car number and type of car. Better yet is to send Jim a photo of the car with reporting marks and number.

*Continued next page ...*



Cont. from previous page  
Remember to watch the safety video.


A reminder, the radios being used at Train Mountain are now UHF radios. These may be purchased from the Train Mountain store already set up with the channels we will be using.

The Operations Meet is one of the most popular events at Train Mountain. Please join us for several days of camaraderie, fun and challenges.


**CAR SORTING**



**DISPATCH**



**SPOTTING CARS**



**CARS ON SPOT**



## Online Ops Briefings for 2021 Ops Meet

By Jim Armstrong

All Ops Meet briefings and meetings will again be available online for those of you wishing to participate in any of the meetings without attending in-person.

We will be using a new app for these online meetings called **“GoToMeeting”** (not “Zoom” like last year). John Cooper graciously allowed us to use his subscription which will allow 1 meeting ID for all meetings and without having to enter a password. Whether you currently have the app installed or if it is your first time ever using GoToMeeting, here is the URL address you will need to either click/tap as a hyperlink or type it in your Browser’s search box: [gotomeet.me/tmops](https://gotomeet.me/tmops)

### **Schedule of Ops Meetings for this year:**

Wednesday evening, June 23 starting at 7pm: General, Passenger, Freight, & Signal

Thursday morning, June 24 starting at 8:30am: Short General Briefing

Friday morning, June 25 starting at 8:30am: Short General Briefing

Saturday morning, June 26 starting at 8:30am: Short General Briefing

If any meet participant missed the Wednesday evening presentations and is not familiar with TM’s Ops Meet procedures, please speak up at any of the morning Short General Briefings and we will gladly do another Passenger and Freight Briefing following the Short General Briefing. This repeat of these special Passenger & Freight Briefings will be in-person only and **not** available online.

The following general procedures can be used for connecting to the online Ops Meetings: (Please be aware that these are general guidelines and may not be the exact wording since there are several different versions for PCs, Macs, IOS, and Android devices)

### **First Time Ever Using “GoToMeeting” on Your Device**

1. Create and then click/tap on a hyperlink called [gotomeet.me/tmops](https://gotomeet.me/tmops)  
or  
Enter in your browser [gotomeet.me/tmops](https://gotomeet.me/tmops)
2. Screen will display a splash page for the GoToMeeting website with its logo, golden circle with 6 little arms. It will also display a generic icon of a person and name such as John Cooper.
3. Click/tap on “Join My Meeting”.
4. Respond appropriately to the “Download the App” request and proceed to install the GoToMeeting app on your device.
5. When install is complete, a screen will ask “Join by Computer or Phone”. It usually defaults to “Computer” and this is what you should always select when your device is a computer, tablet, or smartphone; the “Phone” option is for non-smartphones.
6. Click/tap on “Save and Continue”.
7. Choose your desired “Mic” and “Speakers” from the newly displayed screen.
8. Click/tap “Save and Continue”.

*Cont, next page .*


Cont, from previous page . . .

9. You should see yourself on the screen now, it may ask for your name.
10. Click/tap on “OK, I’m Ready”.
11. You are now joining the meeting; if you joined the meeting too early, the display may indicate that you are waiting for Host to join. That’s OK, just hang in there until Host has arrived.
12. This completes your first use of GoToMeeting; next time it will **not** ask you to download the app or other installation questions.

## **To Join a “GoToMeeting” When App is Already on Your Device**

1. Click/tap on a hyperlink called [gotomeet.me/tmops](https://gotomeet.me/tmops)  
(you will have to create this if you want it)  
or  
Enter in your browser [gotomeet.me/tmops](https://gotomeet.me/tmops)
2. Screen may display a splash page for the GoToMeeting website with its logo, golden circle with 6 little arms. It may also display a generic icon of a person and a name such as John Cooper.
3. Click/tap on “Join My Meeting”.
4. You should see yourself on the screen now, it may ask for your name.
5. Click/tap on “OK, I’m Ready”.
6. You are now joining the meeting; if you joined the meeting too early, the display may indicate that you are waiting for Host to join. That’s OK, just hang in there until Host has arrived.


That’s it, you are now a veteran GoToMeeting user. See you online at your first Ops Meet meeting!



# CLASSIFIEDS

## 2018 Triennial Video Now Available

The 2018 Train Mountain Triennial video from Aaron Benson at 7Idea Productions is now available. You can order online at the link shown or you can call the office at 541-783-3030 to get your copy. This is a most enjoyable video created by a true video artist and of course it just happens to be about our most favorite subject! The cost of the video is just \$29.95, quite a bargain!



**FOR SALE:** 7.5 inch Little Engines Pacific locomotive and tender, Complete rebuild finished 2018. ASME certified boiler, low hours. Stainless tender tank. Many extras. Asking \$23,000.00 NOTE: Propane car not included but can be negotiated. Locomotive currently located at Kitsap Live Steamers.

Contact: David White, 360-874-1160 or [dave\\_white37@yahoo.com](mailto:dave_white37@yahoo.com)



## Crater Lake/ Train Mountain Vacation Rentals

### Crater Lake Chalet

Located on Hwy 422, only 1 mile off Hwy 62 and 2 miles from Hwy 97 in the Chiloquin area. This house is at north end of Train Mountain and contiguous to Train Mountain.



This comfortable house sits on 35 beautiful acres. 2 bedrooms and 2 bathrooms. Can sleep up to 6 people.


### Panoramic View Ranch House / Crater Lake

This ranch house is located on Hwy 62, and attaches to the west side of Train Mountain.

The 56 acres, panoramic views of Agency Lake and



the Cascades. Enjoy a peaceful and private experience. 4 bedrooms and 2 bathrooms. Can sleep up to 8 people.



For more information please call: Julie 415-756-3943 or Mike 415-420-9026  
**10% off for train mountain members**

# CLASSIFIEDS

## THE POTBELLY CAFE



Located only 1.5 miles off Hwy 97 in Downtown Chiloquin in the same building as the Post Office 212 1st Ave-



**Good Service**

**Good Food**

**Friendly Folks**



## Crater Lake Junction Travel Center

34005 Hwy 97 N, Chiloquin, OR 97624, 541-783-9800

The Crater Lake Junction Travel Center opened for business in 2010, and is owned by the Klamath, Modoc and Yahooskin Tribes. Open 24 hours a day and located just next door to Kla-Mo-Ya Casino as you enter, this travel center offers competitive fuel prices and many convenience items.

Travelers can fuel up with gas, diesel, or propane. Stop in for a snack or soda, or grab a quick meal featuring food to go or you can eat it there, Free Wi-Fi, a comfortable lounge with large screen TVs, laundry and shower facilities, and ATMs are all available.

**WE ARE ALL VOLUNTEERS**  
**DON'T YELL AT ME, I AM A VOLUNTEER!**

**HAVE SOMETHING YOU WANT TO SELL?**

Place an ad in the Gazette!  
1/8 Page: \$25/month or \$250/year  
1/4 Page: \$40/month or \$400/year  
1/2 Page: \$70/month or \$700/year  
Full Page: \$125/month or \$1250/year

Published by Train Mountain Railroad  
P.O. Box 438  
Chiloquin, OR 97624  
Email: [info@tmrr.org](mailto:info@tmrr.org) Phone: 541-783-3030

Contributors: TMRR BOD, Friends, TMI  
Photos: Tom Watson



**For Sale- Priced to Sell ~~\$50~~K or OBO**



**2-8-2 Mikado, 1.6 scale, Great Northern**

Completed in 1989 by Bernie Swenson from Little Engines design. New ASME steel boiler with copper tubes in 2003, steel clad drivers, Super scale fittings. Propane fired. Engine weighs 1260 lbs wet. Tender: 6 wheel equalizing trucks with stainless steel water tank and twin 5 gallon propane tanks, 650 lbs wet. Heavy duty stands and spare tanks included. Engine has effortlessly pulled 43 people around the KLS Track. Has been to TM many times.


Engine can be viewed at KLS track, in Washington by arrangement. Delivery to West Coast may be arranged. Details and photographs available to interested parties by contacting [bearwolf222@gmail.com](mailto:bearwolf222@gmail.com).

**I AM NOT A ROBOT!**

There have been a few changes made to the member's site, specifically where payment information is entered. The most noticeable change is that we have added a question asking if you are a robot. You check the box and depending on a bunch of things, you may be asked to choose from a set of pictures. You may be asked to click the pictures that show street signs, or click on pictures that show store fronts. It seems silly, but the questions and challenges are carefully crafted and updated by Google, and have an amazing success rate at determining if the entity pressing the keys is a real person or a computer program ("robot") trying to gain access.

The technology is called "CAPTCHA", or in our case "reCAPTCHA" and is quickly being the standard for online protection against robots, which pose a real problem to web sites. This is replacing the (to me) very irritating practice of trying to figure out what letters and numbers they are showing in fuzzy text. If you have questions or problems getting around the new challenge (or if you are a robot!), feel free to give Joyce a call in the office. Dale Furseth

**Please submit your volunteer hours. If you work off site or at home on Train Mountain projects - these hours count. REMEMBER: No job is complete**



# NOTICES

## **Gazette PUBLICATION DEADLINE:**

Submissions to the Gazette must be received by the 15th of the month of publication. The fifteenth of the month is to be the last day to submit material. Material received after the 15th of the month may be held until the following month or rejected.

### **SUBMISSION CRITERIA**

Articles and ads may be submitted via a pdf file, MS WORD, Open Office, notepad, or similar text file attached to an email. **The email SUBJECT line must include your article title and a date.**

**Please give each article a distinct file name with your name and a date.** If everyone submits an article named "article for gazette" or something similar it will often get overwritten by another article with the same name when downloading. **Articles sent as text in a email text will no longer be accepted.**

Please use a common open source FONT such as ARIAL that can be displayed in all Browsers, and is easy to read. Please do NOT use the Calibri font, as we must take the time to convert it to Arial.

If your document has an embedded image, you must also include the image separately as a jpg, png, or similar image file.

## **Visitors to Train Mountain and YOU:**

Train Mountain is very popular and is continually attracting visitors from throughout the world. We announce that our hours are from 9:00 AM until 3:00 PM Monday through Friday during the summer, and 10:00 AM to 2:00 PM during the winter. The office is closed on weekends except during meets, and then only when volunteers are available to open the office.

Our insurance advisors request that all people (members and visitors) complete and sign a liability release. If **YOU** as a member encounter visitors on the property without a visitors pass please direct them to the office so that we can insure that a release has been completed and a visitors pass has been issued.

If **YOU**, as a member, open the gate and allow visitors to pass through - **YOU** are responsible to see that the release has been completed, and **YOU** are liable for them until they sign a release. Releases are available in the mailboxes near the office for those times when the office is closed. There are also releases available in the kitchen and in the Back Shop.

***If you do not want to, or do not have the time to, ensure that the releases are completed*** - then please graciously explain that the train park is closed to visitors and that the open hours are normally (Winter - 10:00 AM until 2:00 PM) (Summer - 9:00 AM until 3:00 PM) Monday through

## **Train Mountain is a NO SMOKING Facility**

During recent events, many Members and their Guests have been ignoring this policy. There are only three designated smoking areas at Train Mountain:

- (1) Outside the front of the Backshop
- (2) Outside the east door of the Hall of Flags
- (3) Outside the Motor Pool (Maintenance Building)

Due to the high fire danger at Train Mountain during the summer, we have zero tolerance for anyone smoking outside one of the designated areas.

**There is NO SMOKING anywhere out on the track!**

**Members, Guests, and Visitors that continue to violate the Train Mountain Smoking Policy may be asked to leave.**

## **What is Amazon Smile?**

In a nutshell, it is a way for Train Mountain to receive 501c3 donations from Amazon. According to Amazon: AmazonSmile is a simple and automatic way for you to support your favorite charitable organization every time you shop, at no cost to you. When you shop at smile.amazon.com, you'll find the exact same low prices, vast selection and convenient shopping experience as Amazon.com, with the added bonus that Amazon will donate a portion of the purchase price to your favorite charitable organization. You can choose from nearly one million organizations to support.

When you go to Amazon Smile, choose Train Mountain Institute as your charity. In order for this to work, you must always start from Amazon Smile. Then all else is the same, your account, wish lists, etc. Also available is a direct link: <http://smile.amazon.com/ch/27-4031025> for the TMI account.

The AmazonSmile Foundation will donate 0.5% of the purchase price from your eligible AmazonSmile purchases. I found that just about everything I purchased lately is eligible.

If we can get a large number of Train Mountain supporters to take advantage of the Amazon Smile program, this could result in sizable donations to Train Mountain.

[Click here for more information.](#)

## **New Gate Code**

Due to security concerns, the Gate Code for the Train Mountain Main Gate may be changed at any time without notice. Any Member planning to arrive at Train Mountain when the Office is closed will need to contact the Office prior to arrival to ensure they have the current Gate Code.

**Get New Gate Code—Call Office 541-783-3030**





# WEB-CAM GALLERY

Photos by: The Web-Cam



# WEB-CAM GALLERY

Photos by: The Web-Cam



# WEB-CAM GALLERY

Photos by: The Web-Cam



# WEB-CAM GALLERY

Photos by: The Web-Cam

