



The Mountain GAZETTE

© 2021, Train Mountain

An Official Publication of the Train Mountain Institute and TM Railroad—Issue Vol. #4 Issue #34 June 2021


June

The Narrow Gauge Meet was an awesome return to being almost a normal feeling Train Mountain. We had great attendance. Crisp Yard was full of steamers. The Work Week saw different groups working on a variety of projects, all to the benefit of our great park. Some examples include but are not limited to; K&W track reinstalled, the great crew for the back breaking “screw the yard”, new cameras, work on the internals of our growing network and so much more. We had some heat the week before, cooling though the meet and then rain afterwards.

Others have posted about the meet but I'd like to post about another beautification project underway that could use some help from all of us. We all love the pond behind Central Station and love the fountain and the growing size of the Koi fish there. Well the Cox team has taken on the task of building a waterfall enhancement to the big pond adjacent to the fueling area. Richard has moved in some really big rocks and it's really going to be another Cox family beauty spot. The help they need is a some donations in the form of cash (\$1,000 total) so that the expensive pump and subsequent plumbing can be purchased to complete this project. A couple of members have already stepped up and have made sizeable contributions. However any amount will be greatly appreciated. Make your donations to Train Mountain with a notation of “pond waterfall”. Thanks in advance.

Next up is our really fun meet called the Operation Meet. Do you want to learn about how a real railroad is run? Then by all means come and join in the fun. Do to the size of Train Mountain and the large number of possible car spots and starting with a cache of some 150 pieces of rolling stock, the operation is very close to being the look, feel, and fun of the real thing! Even if you don't have a train, come anyway. Every train needs lots of crew folks and all of the departing trains will welcome a helping hand.

When you come for a visit make sure you stop by the Visitor Center and thank the volunteers that have been running the Center and of course Dave who single handedly runs almost all of the tours (several a day). Judging by the size of the donations we are receiving this dedicated crew is doing a great job.



12

And
Counting

Join Train Mountain Now!

Register or Join - https://trainmtn.org/tmrrmembers/Member_Portal.aspx
The Mountain Gazette

Page:1

May 2021

From the Desk of Train Mountain Board President June 2021

By Jeff Mills

We completed the **Narrow Gauge** meet last month. The meet truly lived up to its name as Crisp yard was full of Narrow -Gauge Steamers and a few Standard Gauge as well. After having to cancel this meet last year, it was great to see **strong participation** return.

The Work week was very productive as well. The **Screw The Yard** project had a good turnout. This is a continuation of a project that was started by Bert Newberry. Dale Furseth and Mat Thomas picked up the mantle and with their guidance, the volunteers **installed 37,000 longer screws into the main yard track** ladders. The longer screws grip deeper into the ties where there is still good solid wood. This keeps the track in gauge and prevents the ties becoming dislodged due to frost heave. This project puts us on the way to the 2022 Triennial.

The **Idaho Mafia**, led by Mark Flitton, installed **replacement track panels on the Rio Grande** Division. They were able to do track replacement from the **South Portal Circle to the Saanich** Siding which is by the steel mill. This is a great accomplishment and puts us well on the way to having the Rio Grande Division replacement track completed by the 2022 Triennial. This was a much needed **improvement with reliable track**.

In the afternoons, Dale led some of his volunteers out to **work on the track North of Schubert** and by the end of the work week was able to take the track to Hope Circle. However, this track will **remain closed to general use** as the track up to Panzik and back to Sherbet Junction is still out of service. Dale has also been working on the **Dog Walk tracks** between Bottle Neck and the Serpentine. With this track work we are nearing completion of the wood tie track replacement.

Steamers going to the North end, there is now a temporary water tank at **Schubert Junction**. See attached photo. This tank holds approximately 400 gallons of water. It must be filled manually so if the water **level is getting low**, please **advise** the office or a **volunteer coordinator** so arrangements can be made to refill the tank.

June 19th will begin the Work week for the **OPS Meet**. We expect a large turnout again as it has been the **best attended meet in past years**, excluding the Triennial of course. **Jordan Dobson** will be the Volunteer **Coordinator** for this meet. Volunteer work will be based on the preparation for the OPS Meet. There are many tasks to be accomplished before operations start on Thursday Morning, June 24th. Plan on attending the OPS Meet **Briefing on Wed. 23rd, evening**. It will start with a Signals Presentation by John Cooper at **6:00 PM at the Flagpole Garden**. At 7:00 PM, location to be announced, will be the OPS briefing and the 2021 Time Tables will be handed out. The OPS committee has been working via Zoom and Go to Meeting during the winter to make improvements and enhancements to the OPS. We are planning an **outdoor barbeque on Saturday 26th**, location and time to be announced. It will be **\$25.00 per person**.

We **changed** from FRS radios to **UHF radios at the 2020 OPS meet**. We have some **loaner radios available but on a limited basis**. These are to be checked out and returned for charging each evening. John Lovely will be loaning and charging from his room at Central Station. The **TM Store has radios for sale** which will come **preprogrammed** for the channels that TM is licensed to use. Get yours **purchased NOW** as these **will be in use at the Triennial**. We will not have loaners at the Triennial as the TM radios will be used by the Committees.

Do not forget we have three more meets after the OPS. We are **only halfway through our 2021 season**. Now is **also the right time to make plans for the 2022 Triennial**.



2022 Triennial Steering Committee Report June 2021

By President Jeff Mills

June finds us with only 12 months before the upcoming Triennial. Many things must be in place for the success of the **2022 Triennial**. With over a year of Covid Restrictions and a major forest fire, we were forced to postpone the 2021 Triennial to 2022. Those dates are June 11th to 19th for the Work week and 20th to 26th for the Triennial.

Firstly, I would like to announce the addition to the 2022 Steering Committee of **Jordan Dobson**. He will be joining myself, Danny Chamrad, David Waterstreet and Russ Wood. Jordan will be sharing duties with Danny as he is still employed and has limited time to spend during the Triennial Work Week. We all appreciate the addition of Jordan's expertise and enthusiasm.

We are currently accepting volunteers for Committee Chairs. Many have already made the commitment to chair a committee. All Committee Chair Volunteers must contact me either by e-mail old-catd399@hotmail.com or by telephone (my phone number is on the back of your meet badges) to volunteer for an open Chair position. This is required to maintain an accurate list of Committee Chairs.

As the Triennial nears, we will be establishing volunteer sign up sheets for the various committees. These, in most cases, will be for 2-hour shifts. Everyone is encouraged to sign up for at least one (1) 2-hour shift per day. **The volunteers are the KEY element** to a successful Triennial. We had a great turn-out in 2018, so let us make sure we do it again in 2022.

A list of the current Committee Chairpersons follows. Please review this list and see if you would be interested in volunteering for an open slot.

<u>Committee</u>	<u>Chairperson</u>	<u>Committee</u>	<u>Chairperson</u>
Arrival/Check in		Safety Video Viewing	
Back Shop	Woody Lewis	Security	
Boiler Inspection		Shuttle vans / Golf carts	
Campground - Host 6 Acre		Signal Maintenance	John Cooper
Host Blue - Caboose	Kevin Shear	Track Repair mobile North	Joe Simon
Host - South Meadow		Track Repair mobile South	Mark Flitton
Carpentry Shop	Bill Kludt	Track Assignment	Dean Willoughby
Communications		Train Inspection	Jeff Pape
Equipment Maintenance	Richard Cox	Trash Pick up	Jim Moore
Engine Shuttle		Train Game	Steve Eddy
Fire Safety equipment	Jeff Mills	Train Shuttle	
First Aid		Triennial Office	Pam Williams
Fuel Yard	Ed Ackerman	Triennial Dvd	Aaron Bensten
Garden Railroad	Mort & Denny	Unloading/ loading /Staging	
Information booth		Vendors	Russ Wood
Infrastructure Repair	Jerry Crane	Website	Tom Watson
Library		Yard Master Main Yard	
Packet Preparation	Pam Williams	Yard Master Central Station	
Program	Russ Wood/ Pam Williams	Post Triennial Clean up	
Parking			

Narrow Gauge Work Week Activity, etal an article by Dennis Ward—Track Superintendent

A lot has been happening with the track replacement going on at Train Mountain. As most of you know, thirty four years ago, our founder, Quentin Breen, purchased several thousand board feet of 2" X 3" Port Orford cedar material. He used this material to make enough ties to complete approximately 20 miles of seven and a half inch gauge railroad. At the time it was estimated that the material should last about twenty five years, and it did.

Now the Port Orford cedar, while still not rotted, will no longer hold the screws which are used to attach the rail and tie plates. For this reason all new track installed over the last several years was assembled using recycled plastic ties. The track crews, for the past ten+ years, are in the process of replacing all main track, which was originally installed with the wooden ties, with steel rail on the recycled plastic ties.

The track that is being pulled up is now being taken to the Klamath and Western yard behind the track shop. There, crews are disassembling the panels in order to recover the still viable aluminum rail. The wood ties, track screws, and tie plates are being saved and available, free, to whomever needs them. Make us an offer on the used aluminum rail. By the way there is several hundred pounds of screws and tie plates and thousands of board feet of 2"X3" cedar ties which can be re-used, as ties, if turned upside down.

I want to thank Robert Stevens, Dan Ode, and Phil and Stephanie Huntingdale and their friends from the Sacramento area for making a huge contribution to the track dismantling project. I want also to thank the Sacramento group and Dale Furseth for getting the Klamath and Western yard back in order so that is useable.

While Robert, Dan, Phil and Stephanie and friends were taking used track apart, Charlie 'Bill' Schubert, Dan Ode and I managed to assemble in access of 1000' of new replacement track. Dale Furseth along with the Huntingdale group have been using this new track to replace the old track on Dogwalk. Dale also had help from Karl Klontz and the Matt Thomas family on the Dogwalk project and repair of the fire damaged right-of-way on the Hope Circle loop. As I write this, track beyond Schubert Wye is still closed. Once the grade is repaired (i.e. burnt culverts are replaced) and weather permits Hope Circle will be repaired and reopened



Greetings from Joyce at the front office:

This has been a month of wacky weather, ranging from freezing cold to the 90's and a comfy 70's overcast with clouds and a rainstorm here and there. I hope it stabilizes out in time for the meet!

The Narrow Gauge meet was well attended and very upbeat! I was told that Main Yard got screwed with many tens of thousands of screws and that the "Screw the Yard" project has been completed thanks to everyone who helped out at the Narrow Gauge!

Visitor and Harvest Hosts traffic has picked up considerably. Barbara Ward and Marcia Furseth have been greeting the visitors and David Savage and Russ Wood have been taking many out on rail tours. Pam Williams, who is often here during the work weeks and meets also provides rail tours when she is here. You should see all the smiling faces! Wow! These folks are all doing a fantastic job!

Jim Eakin has been very busy at Lillyville installing the new buildings he built. Steve Lilly has been here a bit helping, too. Jim brought some of his chickens up to show me. They are spectacular. Boy, will Lillyville have some new stories to tell!

Upcoming is the Operations Work Week and Meet. A few members have already arrived and are already busy volunteering.

Please let anyone you know that they can access the monthly Gazettes by clicking on the link to the Gazette which is on the TMRR home page. <https://trainmtn.org/tmrr/index.shtml>

As a reminder to our members: Only TM members, guests of a TM member accompanied by that TM member and Harvest Hosts members may camp overnight at Train Mountain. No other persons may do so. Additionally, the guest rooms are only available to TM members and only a member may reserve a room. All room reservations must be made through the Business Office. If a member's guests are to stay in a guest room, the member must be present somewhere on the Train Mountain property at all times while their guests are here. **The general public is not permitted to do an overnight stay of any kind at Train Mountain.** To Repeat: One must be a TM member, a TM member's guest accompanied by that TM member or a Harvest Hosts member to camp overnight. One must be a TM member to reserve a guest room and must be a TM member or a guest of a TM member with that member present on TM property to use any of the guest rooms. A Triennial meet may have camping area rules that vary from this, but that is the only time they will vary. To prevent upsets and disappointments with our public or with your own friends, please do not tell any visitors, friends or acquaintances anything different than the above.

We are continuing to have a good number of new members joining and a number of existing members renewing. That's great!

A lot of members are already registered for the Operations Meet. Many others will most likely register online or when they arrive. It should be a super meet! We are looking forward to seeing you all here!

2021 Train Mountain Train Meet Schedule

	Polar Bear Train Meet	Spring Awakening Train Meet	Narrow Gauge Train Meet	Operations Train Meet	August Train Meet	Big Build Train Meet	Fall Colors Train Meet
Work Week	none	5/1 to 5/6	5/22 to 5/27	6/19 to 6/23	7/24 to 7/29	9/4 to 9/9	none
Meet	1/15 to 1/18	5/7 to 5/9	5/28 to 5/30	6/24 to 6/27	7/30 to 8/1	9/10 to 9/12	10/8 to 10/12

GPS Transponder for Android Devices

By John Cooper

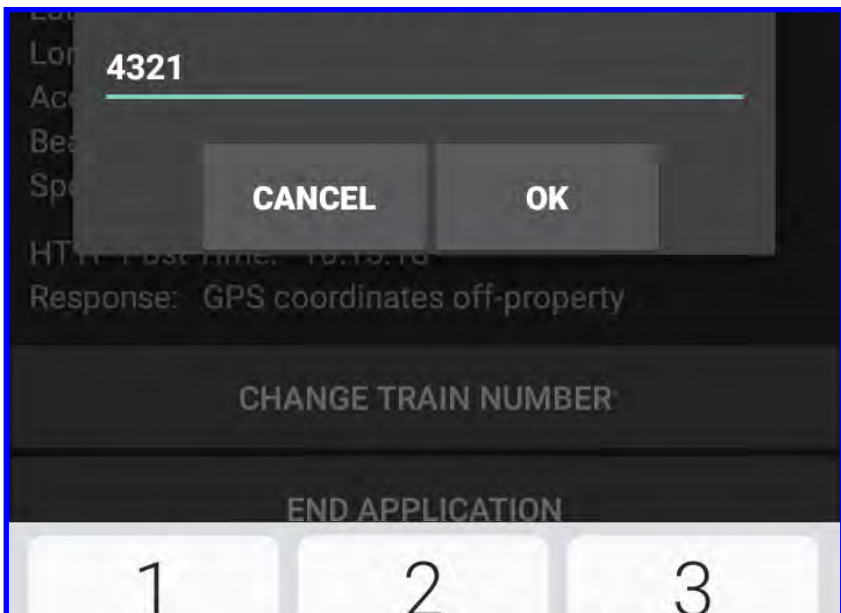
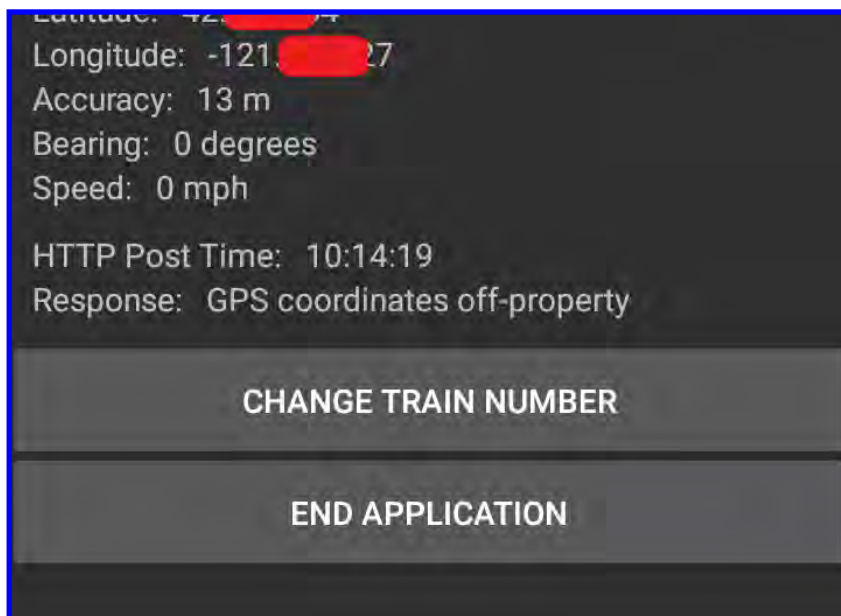
An Android application has been developed to report the GPS coordinates of your train to the dispatching software at Central Station. Using the reported location, the dispatching software is able to place a marker on a map that represents your train. While originally intended to aid in the dispatching role of the Operations Meet, it can be used throughout the year as well. The dispatching map will be made available on the website for all to enjoy.

To alleviate privacy concerns, the Android application immediately terminates if the GPS coordinates are determined by the phone to be off of TM property. Thus the dispatching software at Central Station does not even receive coordinates that are off property and cannot be used to track individuals elsewhere in the world. Off-property is defined as anywhere east of Hwy 97, south of Katy Lane, west of Hwy 62 or north of Hwy 422. The phone application and dispatching software have been completely developed by a member of Train Mountain and you can be assured that it contains no nefarious code.

The application will run in the background of your phone reporting GPS coordinates every minute to Central Station. It reports position, speed, and bearing, which the dispatch software uses to discriminate between physically close mileposts (such as on the Serpentine near Youngstown for example). In addition to being displayed on the map, the determination of the milepost will also be listed in the app on your phone. The reporting will occur even when the phone's screen is off, or while you are using other applications. A button on the app is used to terminate the app when you are finished operating your train. Reporting of GPS location is done over the internet using the phone's data connection. Battery usage appears to be minimal, using about 20% of battery capacity in a 13-hour test.

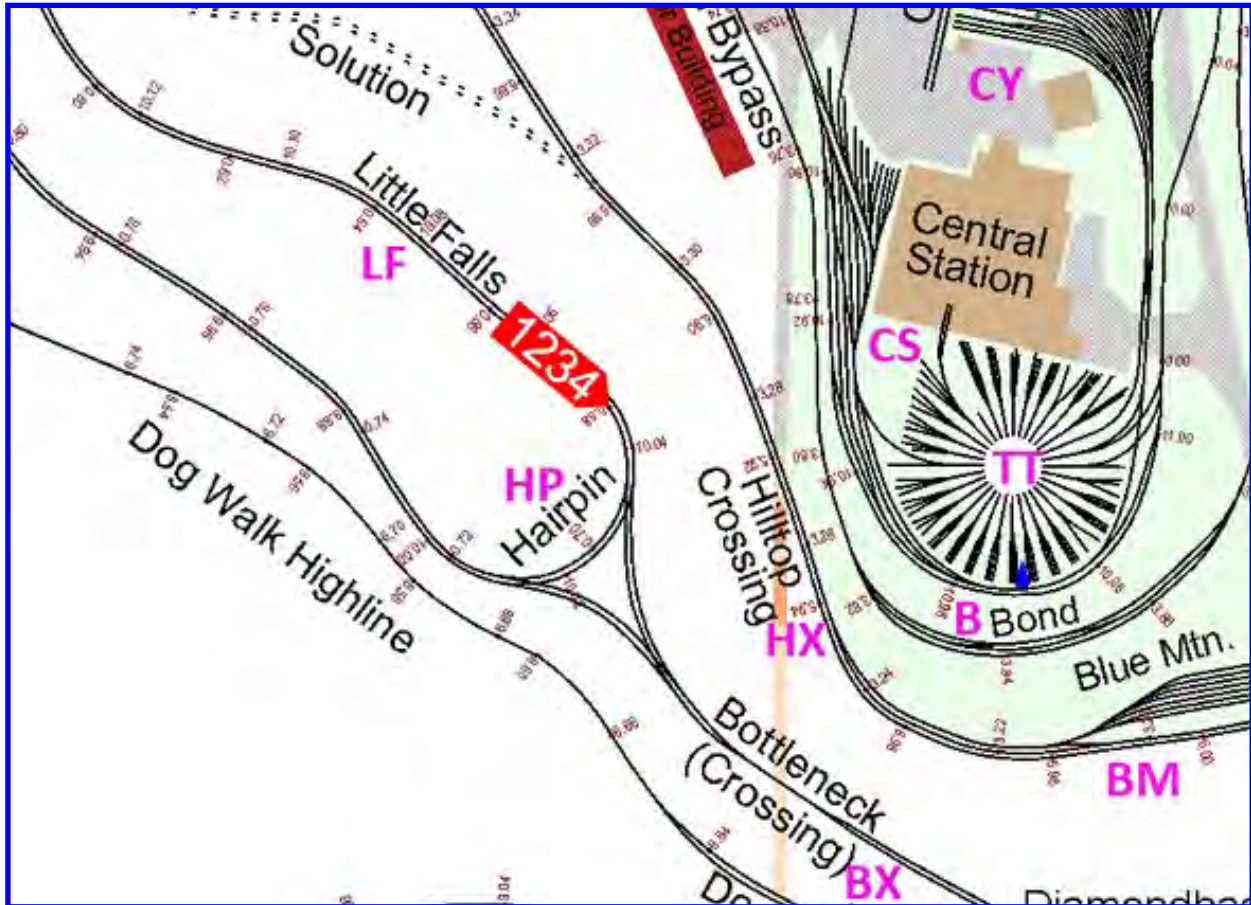
Upon starting the application, the user will be prompted for a train number. During the Operations Meet, this will be the 3-digit number assigned by the meet coordinators. During other parts of the year, this can be the road number of the locomotive. The train number is limited to four numeric digits.

The application can be downloaded from <http://trainmtn.org/transponder>. It is intentionally not distributed through the Google Play Store be-



cause we want to limit distribution to people associated with Train Mountain. The download webpage contains further instructions for installing the application. A password is required to begin the download. Contact the office or a member of the Ops Committee for this password.

The separately developed radio trackers designed by another Train Mountain member also remain active and in use by several members. These stand-alone hardware modules intended for installation on a locomotive can be obtained thru the Train Mountain Ham Radio Club. Several will be available for use during the Ops Meet this year. Check with an Ops Meet Committee member for further information.



CAUTION - CAUTION - CAUTION
North of Schubert is still CLOSED

There are a large number of lumber vehicles working the burned out area North of Schubert. PLEASE do NOT venture into that area. They are not railroaders and will NOT be looking out for you. This land clearing will be ongoing for some time so once again please protect yourself and stay out of the area. They will be clearing the burnt area first and then they might also be assisting us in the future forest management project that is now in its 2nd year of planning. We are awaiting the signed ODF grant forms to start on that portion as well.

Thank you for your cooperation.

Join Train Mountain Now!

Register or Join - https://trainmtn.org/tmrrmembers/Member_Portal.aspx
The Mountain Gazette

Page:7

June 2021

Online Ops Briefings for 2021 Ops Meet - Jim Armstrong

All Ops Meet briefings and meetings will again be available online for those of you wishing to participate in any of the meetings without attending in-person.

We will be using a new app for these online meetings called “**GoToMeeting**” (not “Zoom” like last year). John Cooper graciously allowed us to use his subscription which will allow 1 meeting ID for all meetings and without having to enter a password. Whether you currently have the app installed or if it is your first time ever using GoToMeeting, here is the URL address you will need to either click/tap as a hyperlink or type it in your Browser’s search box:

gotomeet.me/tmops

Schedule of Ops Meetings for this year:

Wednesday evening, June 23 starting at 7pm: General, Passenger, and Freight
(The 6:30pm Signals Briefing, under the flagpole, will not be streamed online)

Thursday morning, June 24 starting at 8:30am: Short General Briefing

Friday morning, June 25 starting at 8:30am: Short General Briefing

Saturday morning, June 26 starting at 8:30am: Short General Briefing

If any meet participant missed the Wednesday evening presentations or is not familiar with TM’s Ops Meet procedures, please speak up at any of the morning Short General Briefings and we will gladly do another Passenger and Freight Briefing following the Short General Briefing. This repeat of these special Passenger & Freight Briefings will be in-person only and not available online.

The following general procedures can be used for connecting to the online Ops Meetings:
(Please be aware that these are general guidelines and may not be the exact wording since there are several different versions for PCs, Macs, IOS, and Android devices)

First Time Ever Using “GoToMeeting” on Your Device

1. Create and then click/tap on a hyperlink called **gotomeet.me/tmops**
or
Enter in your browser **gotomeet.me/tmops**
2. Screen will display a splash page for the GoToMeeting website with its logo, golden circle with 6 little arms. It will also display a generic icon of a person and name such as John Cooper.
3. Click/tap on “Join My Meeting”.
4. Respond appropriately to the “Download the App” request and proceed to install the GoToMeeting app on your device.
5. When install is complete, a screen will ask “Join by Computer or Phone”. It usually defaults to “Computer” and this is what you should always select when your device is a computer, tablet, or smartphone; the “Phone” option is for non-smartphones.

6. Click/tap on “Save and Continue”.
7. Choose your desired “Mic” and “Speakers” from the newly displayed screen.
8. Click/tap “Save and Continue”.
9. You should see yourself on the screen now, it may ask for your name.
10. Click/tap on “OK, I’m Ready”.
11. You are now joining the meeting; if you joined the meeting too early, the display may indicate that you are waiting for Host to join. That’s OK, just hang in there until Host has arrived.
12. This completes your first use of GoToMeeting; next time it will not ask you to download the app or other installation questions.

To Join a “GoToMeeting” When App is Already on Your Device

1. Click/tap on a hyperlink called **gotomeet.me/tmops**
(you will have to create this if you want it)
or
Enter in your browser **gotomeet.me/tmops**
2. Screen may display a splash page for the GoToMeeting website with its logo, golden circle with 6 little arms. It may also display a generic icon of a person and a name such as John Cooper.
3. Click/tap on “Join My Meeting”.
4. You should see yourself on the screen now, it may ask for your name.
5. Click/tap on “OK, I’m Ready”.
6. You are now joining the meeting; if you joined the meeting too early, the display may indicate that you are waiting for Host to join. That’s OK, just hang in there until Host has arrived.

**That’s it, you are now a veteran GoToMeeting user.
See you online at your first Ops Meet meeting!**

2021 Train Mountain Operations Meet

By Richard Croll, Train Master

The 2021 Train Mountain Operations meet is almost here. By the time you read this, the set-up may have begun. If you have not already made plans, please consider joining us for this always interesting and fun meet.

Don't forget to bring your UHF radio, sunscreen, insect repellent and meds! If you do not have a radio, a limited number will be available to borrow or purchase.

Here is an abbreviated schedule for both the work week and the meet. All crews should attend the briefings either in person or online. The online versions will be available on GoToMeeting and complete instructions are elsewhere in this issue of the Gazette.

Monday June 21 Gather and inspect cars being used for the meet.

Tuesday June 22 Sort the cars for spotting

Wednesday June 23 Use your train to take cars to their starting locations.

6:30PM Signal briefing by the flagpole (Live only)

7:00PM Operations briefing. Location in or near Central Station.

Thursday June 24

8:30 AM-General Briefing

9:00AM -5:00PM Operations

Friday June 25

8:30AM-General Briefing

9:00AM to 5:00PM Operations

Saturday June 26

8:30AM-General Briefing

9:00AM to 5:00PM Operations

6:00PM Barbecue-location to be announced. \$25 per person. Tickets must be purchased by Thursday.

Sunday June 27

8:00AM-Pick up cars and return to main yard. See the Train Master in the main yard for assignments to specific areas to gather cars.

We look forward to seeing you at Train Mountain for another week of fun and camaraderie.



UNITED STATES of AMERICA FLAG RETIREMENT CEREMONY

By Train Mountain member Maureen Bush

Our flag was born on June 14, 1777 standing as a monument of Freedom, for all Americans. Men and women have given their lives for it, fought for it, cried for it, and revered it as a symbol of the greatest country on earth.

It has been there though the Civil War, Two World wars, at Gettysburg, Flanders, Korea, and the Gulf War. Many of us know someone who has fought in Desert Storm. Our children are encouraged to pledge their allegiance to it and whenever it is raised or passes by we place our hands over our hearts or salute it. It stands for the freedom we all enjoy and the pride and patriotism we feel for our country.

If the flag is soiled, or when it is in a condition beyond repair, that is no longer a fitting emblem for display, it should be destroyed in a dignified way, preferably by a modest, but blazing fire. This should be done in a simple manner with dignity and respect. The flag should be reduced to ashes, unrecognizable as a former flag.

A Flag Retirement Ceremony hosted by Train Mountain and K & W Railroad, administered by Ann Morgan, was held at K & W Railroad on 5/29/2021. There were 33 train enthusiasts, including the Sam's Radio Hams Camping Group that joined together to experience this ceremony. Ann is a Boy Scouts of America leader that has performed this special ceremony numerous times, The ceremony displays respect and dignity for our US Flag. She is also a member of Train Mountain and the Sam's Radio Hams Chapter of the Good Sam Club.


During the ceremony, Ann first recognized veterans, asking them to share their military experience, plus having them assist in the retirement ceremony. We joined together to say the Pledge of Allegiance and later sang God Bless America. White and red pieces of the flag were given to each in attendance and everyone placed their pieces into the fire, some sharing memories of friends or relatives that have died defending our flag.



The white cloth represents purity that is in all our hearts. The red pieces stand for the men and women in the armed forces who have served or died to keep freedom alive for us. Red also stands for those Americans who have died to protect the rights of others. The blue stands for valor and courage that binds our fifty states together.



Ann continued to set ablaze each flag individually ensuring that it was totally burned before adding the next flag. There were 15+ flags retired during this ceremony. They were burned ensuring that all cloth was unrecognizable. Prior to burning the flags, Ann removed all the grommets attaching them all on a piece of wire. The ashes and grommets were disposed of in the manner prescribed by law.



Pullman Car Repaint Status Duane Kaasa

This is Duane Kaasa and this is an update on the status of the painting of the Pullman car.

I have attached a before and an after picture of what it had deteriorated to and where it has been brought back to so far. The new paint is about 80% complete. Except for the lettering the front face is complete. The back side is about 60% and the ends are only primed.

Now for the financial part. I originally asked for and received \$3500 thank you. The paint was a bit more expensive and we went through lots more abrasives than anticipated. It required 2.5 gallons of bondo to fill all the low spots caused by sanding out the rust. When the dust settled I had invested \$ 1800 additional and there will be another \$200 required to finish. Steve Eddy has agreed to help finish this major project this summer.


I would like to ask for additional contributions in the amount of. \$2000. This contribution is to Train Mountain for accounting purposes. Any excess funds not used will be used for track and fire damage replacement from the 242 Fire. I will fund the rest of the project to finish.



CLASSIFIEDS

2018 Triennial Video Now Available

The 2018 Train Mountain Triennial video from Aaron Benson at 7Idea Productions is now available. You can order online at the link shown or you can call the office at 541-783-3030 to get your copy. This is a most enjoyable video created by a true video artist and of course it just happens to be about our most favorite subject! The cost of the video is just \$29.95, quite a bargain!



FOR SALE: 7.5 inch Little Engines Pacific locomotive and tender, Complete rebuild finished 2018. ASME certified boiler, low hours. Stainless tender tank. Many extras. Asking \$23,000.00 NOTE: Propane car not included but can be negotiated. Locomotive currently located at Kitsap Live Steamers.

Contact: David White, 360-874-1160 or dave_white37@yahoo.com



Crater Lake/ Train Mountain Vacation Rentals

Crater Lake Chalet

Located on Hwy 422, only 1 mile off Hwy 62 and 2 miles from Hwy 97 in the Chiloquin area. This house is at north end of Train Mountain and contiguous to Train Mountain.



This comfortable house sits on 35 beautiful acres. 2 bedrooms and 2 bathrooms. Can sleep up to 6 people.


Panoramic View Ranch House / Crater Lake

This ranch house is located on Hwy 62, and attaches to the west side of Train Mountain.

The 56 acres, panoramic views of Agency Lake and



the Cascades. Enjoy a peaceful and private experience. 4 bedrooms and 2 bathrooms. Can sleep up to 8 people.



For more information please call: Julie 415-756-3943 or Mike 415-420-9026
10% off for train mountain members

CLASSIFIEDS

THE POTBELLY CAFE



Located only 1.5 miles off Hwy 97 in Downtown Chiloquin in the same building as the Post Office 212 1st Ave-



Good Service

Good Food

Friendly Folks



Crater Lake Junction Travel Center

34005 Hwy 97 N, Chiloquin, OR 97624, 541-783-9800

The Crater Lake Junction Travel Center opened for business in 2010, and is owned by the Klamath, Modoc and Yahooskin Tribes. Open 24 hours a day and located just next door to Kla-Mo-Ya Casino as you enter, this travel center offers competitive fuel prices and many convenience items.

Travelers can fuel up with gas, diesel, or propane. Stop in for a snack or soda, or grab a quick meal featuring food to go or you can eat it there, Free Wi-Fi, a comfortable lounge with large screen TVs, laundry and shower facilities, and ATMs are all available.

WE ARE ALL VOLUNTEERS
DON'T YELL AT ME, I AM A VOLUNTEER!

HAVE SOMETHING YOU WANT TO SELL?

Place an ad in the Gazette!
1/8 Page: \$25/month or \$250/year
1/4 Page: \$40/month or \$400/year
1/2 Page: \$70/month or \$700/year
Full Page: \$125/month or \$1250/year

Published by Train Mountain Railroad
P.O. Box 438
Chiloquin, OR 97624
Email: info@tmrr.org Phone: 541-783-3030

Contributors: TMRR BOD, Friends, TMI
Photos: Tom Watson



For Sale- Priced to Sell ~~\$50K~~ or OBO



2-8-2 Mikado, 1.6 scale, Great Northern

Completed in 1989 by Bernie Swenson from Little Engines design. New ASME steel boiler with copper tubes in 2003, steel clad drivers, Super scale fittings. Propane fired. Engine weighs 1260 lbs wet. Tender: 6 wheel equalizing trucks with stainless steel water tank and twin 5 gallon propane tanks, 650 lbs wet. Heavy duty stands and spare tanks included. Engine has effortlessly pulled 43 people around the KLS Track. Has been to TM many times.


Engine can be viewed at KLS track, in Washington by arrangement. Delivery to West Coast may be arranged. Details and photographs available to interested parties by contacting bearwolf222@gmail.com.

I AM NOT A ROBOT!

There have been a few changes made to the member's site, specifically where payment information is entered. The most noticeable change is that we have added a question asking if you are a robot. You check the box and depending on a bunch of things, you may be asked to choose from a set of pictures. You may be asked to click the pictures that show street signs, or click on pictures that show store fronts. It seems silly, but the questions and challenges are carefully crafted and updated by Google, and have an amazing success rate at determining if the entity pressing the keys is a real person or a computer program ("robot") trying to gain access.

The technology is called "CAPTCHA", or in our case "reCAPTCHA" and is quickly being the standard for online protection against robots, which pose a real problem to web sites. This is replacing the (to me) very irritating practice of trying to figure out what letters and numbers they are showing in fuzzy text. If you have questions or problems getting around the new challenge (or if you are a robot!), feel free to give Joyce a call in the office. Dale Furseth

Please submit your volunteer hours. If you work off site or at home on Train Mountain projects - these hours count.



NOTICES

Gazette PUBLICATION DEADLINE:

Submissions to the Gazette must be received by the 15th of the month of publication. The fifteenth of the month is to be the last day to submit material. Material received after the 15th of the month may be held until the following month or rejected.

SUBMISSION CRITERIA

Articles and ads may be submitted via a pdf file, MS WORD, Open Office, notepad, or similar text file attached to an email. **The email SUBJECT line must include your article title and a date.**

Please give each article a distinct file name with your name and a date. If everyone submits an article named "article for gazette" or something similar it will often get overwritten by another article with the same name when downloading. **Articles sent as text in a email text will no longer be accepted.**

Please use a common open source FONT such as ARIAL that can be displayed in all Browsers, and is easy to read. Please do NOT use the Calibri font, as we must take the time to convert it to Arial.

If your document has an embedded image, you must also include the image separately as a jpg, png, or similar image file.

Visitors to Train Mountain and YOU:

Train Mountain is very popular and is continually attracting visitors from throughout the world. We announce that our hours are from 9:00 AM until 3:00 PM Monday through Friday during the summer, and 10:00 AM to 2:00 PM during the winter. The office is closed on weekends except during meets, and then only when volunteers are available to open the office.

Our insurance advisors request that all people (members and visitors) complete and sign a liability release. If **YOU** as a member encounter visitors on the property without a visitors pass please direct them to the office so that we can insure that a release has been completed and a visitors pass has been issued.

If **YOU**, as a member, open the gate and allow visitors to pass through - **YOU** are responsible to see that the release has been completed, and **YOU** are liable for them until they sign a release. Releases are available in the mailboxes near the office for those times when the office is closed. There are also releases available in the kitchen and in the Back Shop.

If you do not want to, or do not have the time to, ensure that the releases are completed - then please graciously explain that the train park is closed to visitors and that the open hours are normally (Winter - 10:00 AM until 2:00 PM) (Summer - 9:00 AM until 3:00 PM) Monday through

Train Mountain is a NO SMOKING Facility

During recent events, many Members and their Guests have been ignoring this policy. There are only three designated smoking areas at Train Mountain:

- (1) Outside the front of the Backshop
- (2) Outside the east door of the Hall of Flags
- (3) Outside the Motor Pool (Maintenance Building)

Due to the high fire danger at Train Mountain during the summer, we have zero tolerance for anyone smoking outside one of the designated areas.

There is NO SMOKING anywhere out on the track!

Members, Guests, and Visitors that continue to violate the Train Mountain Smoking Policy may be asked to leave.

What is Amazon Smile?

In a nutshell, it is a way for Train Mountain to receive 501c3 donations from Amazon. According to Amazon: AmazonSmile is a simple and automatic way for you to support your favorite charitable organization every time you shop, at no cost to you. When you shop at smile.amazon.com, you'll find the exact same low prices, vast selection and convenient shopping experience as Amazon.com, with the added bonus that Amazon will donate a portion of the purchase price to your favorite charitable organization. You can choose from nearly one million organizations to support.

When you go to Amazon Smile, choose Train Mountain Institute as your charity. In order for this to work, you must always start from Amazon Smile. Then all else is the same, your account, wish lists, etc. Also available is a direct link: <http://smile.amazon.com/ch/27-4031025> for the TMI account.

The AmazonSmile Foundation will donate 0.5% of the purchase price from your eligible AmazonSmile purchases. I found that just about everything I purchased lately is eligible.

If we can get a large number of Train Mountain supporters to take advantage of the Amazon Smile program, this could result in sizable donations to Train Mountain.

[Click here for more information.](#)

New Gate Code

Due to security concerns, the Gate Code for the Train Mountain Main Gate may be changed at any time without notice. Any Member planning to arrive at Train Mountain when the Office is closed will need to contact the Office prior to arrival to ensure they have the current Gate Code.

Get New Gate Code—Call Office 541-783-3030

