



# The Mountain GAZETTE

© 2021, Train Mountain

An Official Publication of the Train Mountain Institute and TM Railroad—Issue Vol. #4 Issue #40 **December 2021**

## December

At this time of year, it would seem that Train Mountain might go into hibernation or shutdown, but that is just not the case this year. If you think we are shut down, just ask

Richard or Luke! Track Shop is in full swing even if they have to dig the transfer station out to move loaded and empty railcars around. We have this little project coming up that we refer to as the Triennial and that seems to take up some of the slack! Off campus there are folks doing lots of the major prep work for the 'event'. So, it may seem like not much is going on, but it is still a busy fun place to be.

Speaking of fun how about some of the fun from this past season! In addition to all the regular work weeks and meets we had infamous 'screw the yard' project, and the most ever fun project 'Kicking ASSpen'. Dale and his gang completed a long-term goal of replacing ALL of the wood tie mainline with steel on plastic ties. What an enormous feat that was. Some was done at our Annual Big Build meet but a lot of it was done by Dale and crew in between. We also had the biggest meet since the last Triennial, the 2021 Operations Meet! Great fun.

Speaking of in between meets, in the 20 plus years I have been here I don't recall ever having as many members show up in between meets to enjoy the park. Seems that 'ol cabin fever' was getting to a lot of us.

Dave and his gang kept the Rail Tours going and we hauled a lot of visitors and made some donation money doing it. Barbara and Marcia manned the Visitor Center and greeted the folks upon their arrival. We also had a bunch of the Harvest Host folks visit this year and that certainly added to the donation funds.

Dale and his crew had just finished some of the repair work that was required up north in the burned area when we had freak downpour rain storm. The burned area had no ground cover. All of the loose 'stuff' washed down on the track. Once again Dale and crew got it parchedly cleaned up but there is still a lot of work to do especially up at the Hope Circle end. (see also the article on a proposed project this issue).

From the whole gang here on the Mountain we hope all of you have a great holiday and an even better new year! See ya' on the track!

**Train Mountain Triennial  
Work June 11-19 2022  
Meet June 20-26 2022**

**7  
And  
Counting**

**Please Volunteer at a Train Mountain Meet!**

Register or Join - [https://trainmtn.org/tmrrmembers/Member\\_Portal.aspx](https://trainmtn.org/tmrrmembers/Member_Portal.aspx)

## From the Desk of Train Mountain Railroad President

by Jeff Mills



The first significant snowfall of the year arrived at Train Mountain recently, so all is covered in a blanket of white. Hopefully, this is not last of the snow in the coming months. **Snow is vital in reducing the effects of drought, restoring the water table and feeding moisture to the trees.**

Now is a good time to renew your membership and register for the 2022 Triennial. Be aware that the **Triennial Fees will increase on January 1, 2022.** If you have not done so, enter your volunteer hours before the end of the year. This can be accomplished on the website and does not require a hard copy. Find the volunteer hours entry on the Membership Resources tab. Clicking on this tab will take you to the membership portal and then click on enter volunteer hours. The next step is to find your name on the pull-down menu.

Dale Furseth replaced the **track on the uphill loop around Blue Caboose, with steel rail on plastic ties (sleepers).** I asked him how many roots did he have to remove? Dale replied, "Enough to replant the whole northside burn area. There were a lot!"

The Triennial Steering Committee is still hard at work planning for the June 2022 Triennial. We still **need a few committee chairs.** These are **Arrival/Check In** (we would consider **2 co-chairs** of this important function), **First Aid, Parking, South Meadow Camp Host and Post Triennial Clean Up.** If you are interested in volunteering for any of these chair positions, please contact Jeff Mills at [oldcatd399@hotmail.com](mailto:oldcatd399@hotmail.com)

If you are interested in volunteering for a **2-hour shift** on any of the committees, please contact Danny Chamrad at [djc2jr@hotmail.com](mailto:djc2jr@hotmail.com). After New Year's Day, Danny will be sending an e-mail out to the registered members asking for volunteer sign ups. **Signing up to volunteer early helps** the committee chairs greatly and allows them to better fill vacancies during the event. Taking a few shifts to **work on our committees truly enhances your Triennial Experience.**

**Happy and Safe Holidays and Happy New Year to All !**

## Another Funding Source for Train Mountain

by Dale Furseth

How can going to the grocery store help Train Mountain? If you shop at Fred Meyers, it is easy, and painless! The Kroeger stores, of which Fred Meyers is one, has a community rewards program. By connecting your Fred Meyers account to Train Mountain, a percentage of your purchases get paid to Train Mountain. There is no impact to your account – your coupons and gas rewards and everything else stay the same – just a percentage now goes to Train Mountain. This is a great program. If you shop at Fred Meyers, please consider linking your account. It will really help Train Mountain.

**Here is how to sign up.**

1. Sign in to your Fred Meyers account (either thru the app or thru the web site). If you don't have an account, sign up for one. It is free and easy.
2. On the menu bar on the left, find and click on Community Rewards
3. In the "Find an Organization", type Train Mountain
4. In the box labeled "Train Mountain Institute", click Enroll

That's it! You are enrolled and a percentage of all your purchases will be sent to help support Train Mountain.

Let the Office know if you are able to get signed up. This also might work with other Kroger stores, but I don't know if Train Mountain is listed in the others. It might just be Fred Meyers. Thank you.

Register or Join - [https://trainmtn.org/tmrrmembers/Member\\_Portal.aspx](https://trainmtn.org/tmrrmembers/Member_Portal.aspx)

## December Report

an article by Dennis Ward—Track Superintendent

Unless there is an unseasonable heat wave, track and rail replacement is completed for 2021. We have about six inches of snow on the ground as I compose this and it is still snowing. We are pretty sure that the track replacement crew cannot replace the track if they cannot find it.



Perhaps we could replace the track in the long tunnel—but the wooden ties inside have not been exposed to the UV rays and are still in pristine condition. There is no plan to replace those ties in the immediate future.

Work continues in the Track Shop and Switch Shop. We are trying to replenish the depleted inventory. Our incredible track crews managed to deplete reserves of both track and switches.

We are also still disassembling the old, wooden tied track. A lot of aluminum rail has been recovered and is for sale at Train Mountain. The tie plates and track screws that have been removed are also available as are the Port Orford cedar ties. Used ties, tie plates and track screws are free for the taking. Rail, ties, tie plates and track screws are only available at Train Mountain as we do not have the resources for shipping any of them.

**The track team  
wishes all of you a  
very Happy Holiday  
Season!**



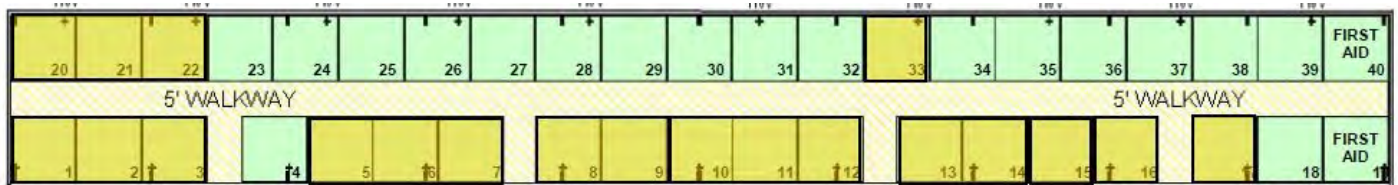
## Why I Want/Need to be a Triennial Vendor

Russ Wood

This is an important repeat article. My hope is that you as members that are planning to come to the Triennial will pass this information on to your favorite vendors.

So make sure that you remind your vendors that they need to bring lots of handouts, price sheets, signup sheets for those reservations for future deliveries, etc. Anyhow you get the picture. This is *their* opportunity to meet *their* customers face to face and spend some quality time with them. We already have a few vendors that are anxious to come and show you all of their really cool goodies .

## The Vendor Barn





# The Train Game—A Progress Report

by Steve Eddy



## Request Switch List

### Get Switch List

1. Select Zones

- Hope
- North
- Midway
- Serpentine
- Central

2. Get List

Available Moves: 10

Limit: 1

**Generate Switch List**

## Available Jobs

**TMR3101** \$25  
Tank  
Pickup **Saanich**  
Z:2  
Set out **Fuel Yard**



## TMR3101

Move to:

→ **Fuel Yard**

From: Saanich

\$ 25

Accept Move



**TMR 3101**  
Type: Tank  
Color: White  
Length: 40 ft

The Train Game operational trial was held for 4 weeks leading up to the Fall Colors Meet in October 2021. Thanks to the developers and members it was a huge success for both the Train Game team and those having fun moving the cars. We had 10 cars equipped with tracking devices, three of which were our first Owner cars entered into the Train Game System. The Members made nearly 100 movements in the 4 week period. These movements spanned the entire TM property, over 2500+ acres, and depending on the distance move some paid as much as tg\$300 in payment points.

The beautiful Train Game web app went online tracking every car and handing out movement assignments. The web app keeps track of all aspects of the TG including locations, cars, owners, players, and of course movement Jobs. So many positive comments were made ranging from the fun of having a mission to complete to the attractiveness of the rolling stock staged throughout the layout.

The Home Screen shown above is the starting point for selecting all Movements. First the user will identify the areas or zones that they wish to operate. The illustration shows that Hope is not selected so the TG will not assign pickups or drop-offs to that area. The users may choose a Job by either selecting a Switch List with assigned jobs or they can scan the Available Jobs and select them individually. Once a Job is selected, the home screen only displays the users own jobs until they are completed. While selecting a job the details page can be brought up to show a picture of the car, the location it is to be moved, the bounty in tg\$ and the location on the interactive map so the route can be easily selected. Other comments on the web app surrounded the vast amount of information available while keeping the functionality very simple and straight forward.

The pictures here are captured from the web app using a phone. The system can also be displayed on any browser on just about any device including Kindle, tablets, laptops and desktop computers. Kiosks will be available to select movements and print out the assignments. TM will also keep some TG enabled phones on hand to loan out to members that don't normally carry these devices. So anyone can play the game.

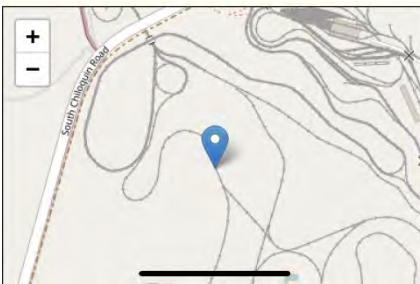
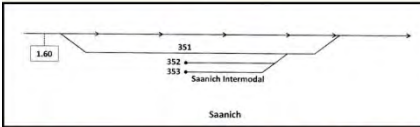


*Continued next page:*

## Saanich

Zone: 2

### Cars | Pickup



Continued from previous page:

Selection of any location in the Train Game, such as Saanich displayed here, brings up the details of the tracks, a picture of the station or industry and the interactive map which will assist the user in finding the correct locations and the routing needed to get there. With the details of the car including the picture combined with the information on the destination location shown here, the user should have no trouble getting their load to the correct location.

However, (here it comes) since this is a game and users are rated on what they complete correctly, a verification process must be satisfied to assure the car is delivered to the right place. This must happen before payment. A misplaced car will not get paid and a points penalty may be applied.

The Game will operate full time from “Spring Awakening” through “Fall Colors”. Car movements will be tracked from dawn to Midnight at which time the “Game Board” is reset to its current configuration and starts new the next morning. Missing and misplaced cars are realigned in the system or “fixed” through an “Administrative Dispatch”.

Once a “Job” or “Jobs” are selected by the user they will display on their Home Page each with a Countdown Timer associated with the move. At any time a user may “Cancel” a movement. A

penalty will be assessed if the time to cancel exceeds more than 25% of the allotted timer since it held up a car from dispatch to another user. If multiple moves were selected and the first movement is “Completed” in the TG system, then the countdown timer for the additional moves is reset. Below is a Home Screen in Landscape mode. Note only current jobs are listed now.



The Home Screen above shows the user “sceddy1” has 2 selected jobs that have been activated. These will remain as active jobs for the rest of the day unless the user either selects “Move Completed” or “Cancel” for each job. Then they will be immediately removed from their “My Jobs” list and they wait for location verification from the transponder before being available for another dispatch.

Continued next page:



Continued from previous page:

We have only touched briefly on the Web App for The Train Game. You can however log onto the TMRR Train Game right now and test out many of the features and functionality available to you. From a web browser connect to <http://tower.tmrr.org> and create a login user name and password. The system is not really functioning fully and you cannot really move any cars but the basic functionality is there to practice on.

### Owner Cars



The screenshot shows the 'Add new car' interface. At the top, it says 'THE TRAIN GAME' and 'Welcome, sceddy1'. Below that are navigation icons for Home, Map, Moves, and Stock. The main form has the following fields and controls:

- Upload Photo:** A button labeled 'Choose File' with the text 'no file selected' next to it.
- In play:** A checkbox.
- Move Car:** A dropdown menu.
- Track:** A text input field.
- Car Title:** A text input field.
- Road:** A text input field.
- Number:** A text input field.
- Type:** A text input field.
- Color:** A text input field.
- Length:** A text input field followed by 'ft'.
- Weight:** A text input field followed by 'lb'.
- Owner:** A text input field.
- Tracker ID:** A text input field.

At the bottom of the form are three buttons: 'Save Edit', '(Cancel Edit)', and 'Log Out'.

One of the most popular and important features of the Train Game is the ability for car owners to put their cars in play. The owner of a moved car earns tg\$ the same as the engineer or crew moving the car. While in play you can earn tg\$ even when you are not on site moving cars yourself. You can also log in from anywhere and see your car locations and actually issue movement requests to the Train Game to move your car to a new location. You get credit when it is moved however, a fee (tg\$ of course) is charged to cover the cost of the move.

From the Rolling Stock page, select “+” for Add New Car. At this point if you have added cars before as the “owner”, those cars will be available to simply mark as “In Play” and then save the transaction. Otherwise you can enter the information and mark “In Play” at the same time. You will require a Tracker attached to your car that you can buy, build from a kit, or rent from TMRR. (Unfortunately these expenses cannot be covered by tg\$. J) This Tracker ID must be included on this page before it can be put “In Play”.

In closing, I want to share a comment made by a member after they put 1 nice boxcar In Play and then went on moving cars all over the layout and having a blast. They asked me for 10 Transponders (Trackers) for the upcoming year because they have a container full of really nice cars and they belong out on the layout for everyone to enjoy. That, in itself, made the last year of hard work completely worth it. Thanks Mike.

**Come play The Train Game. It's for you.**



# NEW HOPE ARISING!

By Gil Dominguez

As most of you are aware, in September 2020, the 242 Fire raged through the Chiloquin area, burning down and damaging homes and structures. Our beautiful forest was not exempt from this devastation, as native animals, and too many of the majestic trees were lost, and had to be cut down and removed. Train Mountain (TM) was also hit hard by this fire. The North area of TM, known as Hope Circle, was destroyed by the fire, losing the beautiful trees, as well as train track and the picnic tables. Also, during the Summer of 2021, a flood came through, burying the track at Hope Circle with mud. The trees at Hope Circle provided the beauty of the forest, under a canopy of the long established trees, while taking a break from the hour long train ride to Hope Circle. This was a favorite lunch stop on this enjoyable ride.

## The proposal, is to build a 16'x24' picnic shelter at Hope Circle, to include picnic tables.

As there are no trees to provide shade at this destination, a shelter is needed. It will be many years before the new trees will be grown enough to provide any shade.

As trains travel to Hope Circle, this would provide the perfect shady spot to eat lunch, or to take a quick break. There is still much beauty at Hope Circle, even post fire!

There will be a cost for this shelter to be constructed. There is much research presently occurring, including plans, appropriate permits, material and labor. As soon as there is more information about the cost of this project, you will be informed. Volunteers to help with the labor will be needed, which could include Work Weeks, as needed. The goal is to have the shelter completed for the Triennial in June 2022.

A group of Train Mountain members/volunteers have created a committee: known as: Hope Shelter Committee (HSC). The members are as follows:

Rodger Rude, Carol LaBerge, Leonard Houpt, Mary Houpt, Gil Dominguez, Marianna Sauser, Chris Bedore, Valerie Bedore

If there are any questions, the contact is Leonard Houpt, phone:530-908-9732 / email:

[Mary\\_n\\_len@hotmail.com](mailto:Mary_n_len@hotmail.com).



More to come folks! Will keep you updated monthly, in the Train Mountain Gazette!

**Please Volunteer at a Train Mountain Meet!**

Register or Join - [https://trainmtn.org/tmrrmembers/Member\\_Portal.aspx](https://trainmtn.org/tmrrmembers/Member_Portal.aspx)

## **Repeat article with some tips from the Front Office for those registering for the Triennial online:**

If the screen that opens after you enter your email address says “You are not a member...”, it is referring to the 2022 year. That is because you will need to be a 2022 member to bring any rail equipment to the 2022 Triennial. The notice on the beginning screen was not meant to invalidate or confuse any of our 2021 members. If you are a 2021 member and were confused or anything else by that, hopefully this clarifies it. All it means is that, while you might be a 2021 member, you haven’t renewed or joined for the 2022 year yet.

Renew your membership or join Train Mountain for 2022 first especially if you will be bringing a train or any rail equipment during the Triennial. You will not be able to add a train or any rail equipment to your registration until after you become a 2022 member. 2022 memberships are available now.

If you are not bringing any equipment to the Triennial, you do not have to be a member to attend the Triennial. You may want to join or renew anyway so that you can participate in other 2022 meets (with additional meet fees), run your train in between meets or so you can just come and volunteer and be active in other Train Mountain activities during the 2022 year.

Next, sign up and pay for the Triennial! Following that you should be receiving, about once a month, information about the Triennial that relates to the information you included in your registration.

## **Some tips if you are mailing a registration for the 2022 Triennial:**

Renew your membership or join for 2022 first if you are bringing a train or any rail equipment to run on the tracks. If you are not bringing any rail equipment or trains, the membership is not necessary for attending the Triennial, but you might want the membership for other times in 2022. You can mail your membership form along with your Triennial registration form and your payment. Both amounts can be included in the same check.

Be sure to fill out all of the information that is required on the form(s). Legible handwriting is most appreciated.

There are spaces for up to four trains on the Triennial form. Please complete only one section per train. Do not enter the same train in the second, third or fourth section! If you are bringing one train, leave the other 3 sections blank! If you are bringing two trains, then complete a separate section for each of the trains and leave the other two sections blank.

Make sure to read the Triennial Form thoroughly and carefully, and to include the correct amount in your check, money order or cashier’s check. We cannot accept foreign checks (the bank fees can be higher than the amount of the check!), but if you want to pay by phone, just call the office at 541-783-3030. You will still have to mail in your forms if you pay by phone.

By doing the above, your registration will go straight onto the database. If anything is not quite right your check may be returned to you, your train may not be accepted into the database and your registration will be delayed.

I hope all of the above helps with your Triennial registration experience.



## Greetings from Joyce at the front office:

There was a light sprinkling of snow a couple of days before Thanksgiving, but no "White Thanksgiving." After that we had a few weeks of warmer days and beautiful blue skies. That has changed this week with about eight inches of fluffy white snow and colder days. It is pretty, but brings some challenges for driving.

Hopefully you are all faring well with the weather in your own neck of the woods.

So far there are over 160 Triennial registrations. This number increases daily. There are only a couple of weeks left before the rates for the Triennial meet increase on January 1, 2022! 2022 memberships are at 262. Renewals and new memberships are coming in rapidly.

As a reminder, it is necessary to renew or join Train Mountain for 2022 before you can add any trains to your Triennial registration. This is true whether you pay for the Triennial meet online, through the office or by mail. Your trains cannot be included in your Triennial meet registration nor can you be given a track assignment for your train unless you have a 2022 membership.

If you have volunteer hours that you have not yet reported for 2021, please get them in soon. You can report them on the TMRR website, mail them in to Train Mountain, P.O. Box 438, Chiloquin, Oregon 97624 or you can bring them in to the office. Thank you all for all of the amazing hours you put in and for all of the astonishing things that you do at Train Mountain!

The visitor traffic has slowed to its usual winter trickle, but nonetheless visitors are still coming in. Another year is almost past! The holidays are upon us. May yours be Merry and Bright and may 2022 bring you the very best of years!

Be kind, stay well and treat yourself and others nicely.

**It will be exciting to see you all here again in 2022!**



**Train Mountain Triennial**  
**Work June 11-19 2022**  
**Meet June 20-26 2022**


**2022 Train Mountain Train Meet Schedule**

	Polar Bear Train Meet	Spring Awakening Train Meet	Narrow Gauge Train Meet	Triennial Train Meet	Operations Train Meet	Big Build Train Meet	Fall Colors Train Meet
<b>Work Week</b>	none	4 /30 to 5 /5	5 /21 to 5 /26	6 /11 to 6 /19	7 /23 to 7 /27	9 /3 to 9 /8	none
<b>Meet</b>	1 /14 to 1 /16	5 /6 to 5 /8	5 /27 to 5 /29	6 /20 to 6 /26	7 /28 to 7 /31	9 /9 to 9 /11	10 /7 to 10 /10

# CLASSIFIEDS


## 2018 Triennial Video Now Available

The 2018 Train Mountain Triennial video from Aaron Benson at 7Idea Productions is now available. You can order online at the link shown or you can call the office at 541-783-3030 to get your copy. This is a most enjoyable video created by a true video artist and of course it just happens to be about our most favorite subject! The cost of the video is just \$29.95, quite a bargain!



Our good friend Jim over at Discover Live Steam has placed ads for us on his terrific website, thanks Jim. [discoverlivesteam.com](http://discoverlivesteam.com)

Did you see the great article and front cover story from the January / February 2019 issue of Live Steam and Outdoor Railroading? It is a great article covering the 2018 Triennial. and the great gang of folks that hang around the place and put on terrific live steam trainmeets. As an added bonus there is a photo album by member Michelle Moore! How about that! Pretty cool!



## Crater Lake/ Train Mountain Vacation Rentals

### Crater Lake Chalet

Located on Hwy 422, only 1 mile off Hwy 62 and 2 miles from Hwy 97 in the Chiloquin area. This house is at north end of Train Mountain and contiguous to Train Mountain.




This comfortable house sits on 35 beautiful acres. 2 bedrooms and 2 bathrooms. Can sleep up to 6 people.

### Panoramic View Ranch House / Crater Lake

This ranch house is located on Hwy 62, and attaches to the west side of Train Mountain. The 56 acres, panoramic views of Agency Lake and



the Cascades. Enjoy a peaceful and private experience. 4 bedrooms and 2 bathrooms. Can sleep up to 8 people.



For more information please call: **Julie 415-756-3943** or **Mike 415-420-9026**  
**10% off for train mountain members**

# CLASSIFIEDS

## THE POTBELLY CAFE



Located only 1.5 miles off Hwy 97 in Downtown Chiloquin in the same building as the Post Office 212 1st Ave-



**Good Service**

**Good Food**

**Friendly Folks**



## Crater Lake Junction Travel Center

34005 Hwy 97 N, Chiloquin, OR 97624, 541-783-9800

The Crater Lake Junction Travel Center opened for business in 2010, and is owned by the Klamath, Modoc and Yahooskin Tribes. Open 24 hours a day and located just next door to Kla-Mo-Ya Casino as you enter, this travel center offers competitive fuel prices and many convenience items.

Travelers can fuel up with gas, diesel, or propane. Stop in for a snack or soda, or grab a quick meal featuring food to go or you can eat it there, Free Wi-Fi, a comfortable lounge with large screen TVs, laundry and shower facilities, and ATMs are all available.

**WE ARE ALL VOLUNTEERS**  
**DON'T YELL AT ME, I AM A VOLUNTEER!**



### HAVE SOMETHING YOU WANT TO SELL?

Place an ad in the Gazette!  
1/8 Page: \$25/month or \$250/year  
1/4 Page: \$40/month or \$400/year  
1/2 Page: \$70/month or \$700/year  
Full Page: \$125/month or \$1250/year

Published by Train Mountain Railroad  
P.O. Box 438  
Chiloquin, OR 97624  
Email: [info@tmrr.org](mailto:info@tmrr.org) Phone: 541-783-3030

Contributors: TMRR BOD, Friends, TMI  
Photos: Tom Watson



**Please submit your volunteer hours. If you work off site or at home on Train Mountain projects - these hours count.**



**REMEMBER: No job is complete without the paperwork!**

## I AM NOT A ROBOT!

There have been a few changes made to the member's site, specifically where payment information is entered. The most noticeable change is that we have added a question asking if you are a robot. You check the box and depending on a bunch of things, you may be asked to choose from a set of pictures. You may be asked to click the pictures that show street signs, or click on pictures that show store fronts. It seems silly, but the questions and challenges are carefully crafted and updated by Google, and have an amazing success rate at determining if the entity pressing the keys is a real person or a computer program ("robot") trying to gain access.

The technology is called "CAPTCHA", or in our case "reCAPTCHA" and is quickly being the standard for online protection against robots, which pose a real problem to web sites. This is replacing the (to me) very irritating practice of trying to figure out what letters and numbers they are showing in fuzzy text. If you have questions or problems getting around the new challenge (or if you are a robot!), feel free to give Joyce a call in the office.

Dale Furseth, "the computer guy"

# NOTICES

## **Gazette PUBLICATION DEADLINE:**

Submissions to the Gazette must be received by the 15th of the month of publication. The fifteenth of the month is to be the last day to submit material. Material received after the 15th of the month may be held until the following month or rejected.

### **SUBMISSION CRITERIA**

Articles and ads may be submitted via a pdf file, MS WORD, Open Office, notepad, or similar text file attached to an email. **The email SUBJECT line must include your article title and a date.**

**Please give each article a distinct file name with your name and a date.** If everyone submits an article named "article for gazette" or something similar it will often get overwritten by another article with the same name when downloading. **Articles sent as text in a email text will no longer be accepted.**

Please use a common open source FONT such as ARIAL that can be displayed in all Browsers, and is easy to read. Please do NOT use the Calibri font, as we must take the time to convert it to Arial.

If your document has an embedded image, you must also include the image separately as a jpg, png, or similar image file.

## **Visitors to Train Mountain and YOU:**

Train Mountain is very popular and is continually attracting visitors from throughout the world. We announce that our hours are from 9:00 AM until 3:00 PM Monday through Friday during the summer, and 10:00 AM to 2:00 PM during the winter. The office is closed on weekends except during meets, and then only when volunteers are available to open the office.

Our insurance advisors request that all people (members and visitors) complete and sign a liability release. If **YOU** as a member encounter visitors on the property without a visitors pass please direct them to the office so that we can insure that a release has been completed and a visitors pass has been issued.

If **YOU**, as a member, open the gate and allow visitors to pass through - **YOU** are responsible to see that the release has been completed, and **YOU** are liable for them until they sign a release. Releases are available in the mailboxes near the office for those times when the office is closed. There are also releases available in the kitchen and in the Back Shop.

***If you do not want to, or do not have the time to, ensure that the releases are completed*** - then please graciously explain that the train park is closed to visitors and that the open hours are normally (Winter - 10:00 AM until 2:00 PM) (Summer - 9:00 AM until 3:00 PM) Monday through

**Please Volunteer at a Train Mountain Meet!**

## **Train Mountain is a NO SMOKING Facility**

During recent events, many Members and their Guests have been ignoring this policy. There are only three designated smoking areas at Train Mountain:

- (1) Outside the front of the Backshop
- (2) Outside the east door of the Hall of Flags
- (3) Outside the Motor Pool (Maintenance Building)

Due to the high fire danger at Train Mountain during the summer, we have zero tolerance for anyone smoking outside one of the designated areas.

**There is NO SMOKING anywhere out on the track!**

**Members, Guests, and Visitors that continue to violate the Train Mountain Smoking Policy may be asked to leave.**

## **What is Amazon Smile?**

In a nutshell, it is a way for Train Mountain to receive 501c3 donations from Amazon. According to Amazon: AmazonSmile is a simple and automatic way for you to support your favorite charitable organization every time you shop, at no cost to you. When you shop at smile.amazon.com, you'll find the exact same low prices, vast selection and convenient shopping experience as Amazon.com, with the added bonus that Amazon will donate a portion of the purchase price to your favorite charitable organization. You can choose from nearly one million organizations to support.

When you go to Amazon Smile, choose Train Mountain Institute as your charity. In order for this to work, you must always start from Amazon Smile. Then all else is the same, your account, wish lists, etc. Also available is a direct link: <http://smile.amazon.com/ch/27-4031025> for the TMI account.

The AmazonSmile Foundation will donate 0.5% of the purchase price from your eligible AmazonSmile purchases. I found that just about everything I purchased lately is eligible.

If we can get a large number of Train Mountain supporters to take advantage of the Amazon Smile program, this could result in sizable donations to Train Mountain.

[Click here for more information.](#)

## **New Gate Code**

Due to security concerns, the Gate Code for the Train Mountain Main Gate may be changed at any time without notice. Any Member planning to arrive at Train Mountain when the Office is closed will need to contact the Office prior to arrival to ensure they have the current Gate Code.

**Get New Gate Code—Call Office 541-783-3030**



# Train Mountain Volunteer Hours

Name: \_\_\_\_\_

Month & Year: \_\_\_\_\_

Date	Project(s) Worked On	Number of Hours
Total Hours		

## Volunteer Hours Reporting

Dale Furseth has worked his techie magic on the member's part of our website again. You can now report your monthly volunteer hours online. From the Train Mountain Railroad home page, click on "Online Member Resources: Join Train Mountain: "Register for Meets", then on "Enter Volunteer Hours" or go there directly with this link:

[https://trainmtn.org/tmrrmembers/Member\\_VolunteerHours.aspx](https://trainmtn.org/tmrrmembers/Member_VolunteerHours.aspx)

Choose your name from the drop down menu, enter your total hours in the box that matches the month you are reporting your hours for and click on "Update Information" to submit them. So-o-o simple! We hope you enjoy using this feature.