



The Mountain GAZETTE

© Copyright 2018, Train Mountain

An Official Publication of the Train Mountain Institute and TM Railroad - Issue: Vol. #4 Issue #4 **December 2018**

December brought some welcome precipitation, but mostly rain with a little snow. The weather didn't discourage a few visitors that did ok with the Walking Tour and watching TM videos in the office.


What snow we did get soon ended up mostly ice, making rail tours not feasible. Outside work on track has stopped due to the cold and the track being hidden under this white stuff. This has lengthened the duration of the morning get togethers in the kitchen. The Tuesday mornings are very well attended thanks to Rosemarie Dobbs' wonderful baking. Thanks Rose!

The track building crew is chomping at the bit waiting for plastic tie material.

By viewing the WEB-CAM-GALLERY, it is apparent that there were very few good weather days.

Finally, the 2018 Triennial DVDs and BluRays are available in NTSC format. We are looking into getting a few copies made in the PAL Format, but will not have an answer to this until sometime in January. The video can be ordered online by using the link on the right. The Link is also available on the TMRR homepage.

2018 TRIENNIAL VIDEO
AVAILABLE NOW



Click here to purchase online
or go to

<https://trainmtn.org/tmrrmembers/videosales1.aspx>

Join Train Mountain now!!

Please Use the Online App to Register or Join-- <https://trainmtn.org/tmrrmembers/>

From the Desk of TMRR President December 2018

By Jeff Mills

Train Mountain received its first snowfall a few weeks before the Winter Solstice. Hopefully there is more snow to come as the annual snow pack is critical to the water table and gives the vegetation a much needed slow drink as it melts.

As reported last month, the generous donations by our members met the initial goal to purchase an AED unit, supplies and training. We would like to continue this funding project to see if we can purchase two more AED units. We received significant contributions from members who have had emergency medical treatment and appreciate the need for such equipment. I would like to give a big THANKS to them and all our contributing members.

Throughout the past year, we had informal groups of members come to TMRR during non-meet periods. I would like to encourage all members to consider this option. Please let the office know of your plans, how many people are in your group and any needs for lodging. You are allowed to bring guests as long as you are staying on the TM property. These groups have resulted in great introductions to TM and have provided us with new members. Please check with the office for volunteer projects as your volunteer hours are what allows us the use of the facility. Please keep in mind, however, **you must be a TMRR member to bring equipment to operate on Train Mountain property**. Guests are welcome to operate member's equipment but if it's theirs, they must join.

Last year, members organized "additional activities" during our meets. They were a lot of fun and it's time to start planning for next year. Previous activities done are: a Poker Run, a Progressive Dinner by rail and Speeder run. Let's consider other things that would get us on the rails and having fun. The TMRR Board will support these activities however we need volunteers to lead and organize them. The board recommends that a group of members would be better than one person organizing such events. To this end, the OPS Meet committee has been working on improvements to the 2019 OPS Meet and are writing articles for future Gazette publishings.

One question I am often asked is, "I would like to do volunteer work but do not know what to do?" or "I have physical limitations". For those members, please keep in mind we ALWAYS need docents to meet and greet day visitors. We also need more articles for the Gazette so consider contributing them to Tom Watson before the 15th of each month. We need crews for the weed spraying next spring which is a low physical activity job that is vital to our maintenance. See Boyd's article on this chore that is done by rail or gator. Lastly, we often need train crews for the visitor tours. Please check with the office for needed volunteer tasks.

I also encourage anyone interested in the Modular group to please contact me or Gil Dominguez. This is a great opportunity to further develop Train Mountain's range of interests and opportunities for members and the public. Train Mountain Institute will help with any financial needs to get this group started. Please consider joining as an additional way to enjoy our railroading hobby.

May everyone have a Happy, Safe and Productive New Year!

Regards

Jeff Mills

Train Mountain Development of the Steel Switch Frog

By Jeff Mills

All of the original switches at Train Mountain used cast aluminum switch frogs. These were used in conjunction with the aluminum West Coast Rail on Port Orford Cedar ties. After decades of use of the cast frogs it became apparent that a more robust and wear resistant frog was needed, thus complementing our upgrade to steel rail on plastic ties. Our search led us to Maricopa Live Steamers who manufactures a steel frog for their own use and also sells them.



Upon analyzation of the Maricopa Design it was determined that their fabrication process had too much machining. Also a significant amount of router work needed to be done on the ties. Russ Wood and Richard Cox started to modify the Maricopa design. Their design goals were to use as much **Off the Shelf Materials** as possible with the lowest amount of machining time.

The most important part of the switch frog is the heel (the isosceles triangle shape) in the middle of the frog. This has to be a precise part which keeps the wheels tracking in the desired direction, preventing a derailment. The sharpness of the point is what makes the frog work. This is where the cast aluminum frog falls down in performance, as this point gets worn and then breaks off. When this occurs the wheels passing through the switch will take random tracks causing what is known as a split switch. A result of this is either a derailment or the trucks on a car end up on two diverging tracks, both of these are undesirable.

On the Train Mountain designed frog the heel in the middle of the frog is cut from 1/2" thick steel plate. This is precisely accomplished with a CNC water jet cutter. Being that TMRR does not have a CNC water jet machine this is the only part outsourced. We are fortunate that a company in Klamath Falls has produced these parts for us at a reasonable cost.



The rest of the parts are cut from 1/4" x 2" strap steel, 1/2" x 1/2" square steel bar stock and 1/4" x 1- 1/2" strap steel. This stock is cut to size on a band saw, deburred and made ready for welding. Laying out of the parts for welding is accomplished by using some 1/4" spacers and a careful placement of the frog heel and securely clamping into place (see accompanying photo). Once welding is completed the frog is ready for installation.

Train Mountain primarily uses two radii switches 75' and 100' these require a #9 and a #11 frog respectively. The number designation of the frog is determined by the distance from the point going toward the base where the base is one inch wide. Hence #11 is 11" from point to where the base is 1" wide. There are numerous reference materials that explain this and other factors of design.

Train Mountain is currently making the switch frogs in batches of 25. These fabricated switch frogs have significantly reduced both the time and expense of building a switch. For additional information on this subject please refer to Discover Live Steam June 2007 article titled, "Switch Building at Maricopa Live steamers". We have prepared a document with how to instructions, drawings and photos. I can forward this document to you by e-mail, contact me at jhmills51@Hotmail put into the subject; "**Switch Frog**". We are making an effort to have this fabrication document on our web-site in the future.

Stroke has a new indicator! Medical Information

We are a senior hobby and we also have a lot of senior visitors. The following article is provided for informational purposes only.

During a BBQ, a woman stumbled and took a little fall - she assured everyone that she was fine (they offered to call paramedics) ...she said she had just tripped over a brick because of her new shoes.

They got her cleaned up and got her a new plate of food. While she appeared a bit shaken up, Jane went about enjoying herself the rest of the evening.

Jane's husband called later telling everyone that his wife had been taken to the hospital - (at 6:00 PM Jane passed away.) She had suffered a stroke at the BBQ. Had they known how to identify the signs of a stroke, perhaps Jane would be with us today. Some don't die. They end up in a helpless, hopeless condition instead.

It only takes a minute to read this.

A neurologist says that if he can get to a stroke victim within 3 hours he can totally reverse the effects of a stroke...totally. He said the trick was getting a stroke recognized; diagnosed, and then getting the patient medically cared for within 3 hours, which is tough.

>>RECOGNIZING A STROKE<<

Thank God for the sense to remember the '3' steps, **STR**. Read and Learn!

Sometimes symptoms of a stroke are difficult to identify. Unfortunately, the lack of awareness spells disaster. The stroke victim may suffer severe brain damage when people nearby fail to recognize the symptoms of a stroke.

Now doctors say a bystander can recognize a stroke by asking three simple questions:

S *Ask the individual to SMILE.

T *Ask the person to TALK and SPEAK A SIMPLE SENTENCE (Coherently) (i.e. Chicken Soup)

R *Ask him or her to RAISE BOTH ARMS.

New Sign of a Stroke ----- Stick out Your Tongue

The New Indicator: Another 'sign' of a stroke is this: Ask the person to 'stick' out their tongue. If the tongue is 'crooked', I.E., if it goes to one side or the other that is also an indication of a stroke.

If he or she has trouble with **ANY ONE** of these tasks, call emergency number **911** immediately and describe the symptoms to the dispatcher.

Note: If at Train Mountain call **911** and then call the office and let them know that you have called **911** and where you are located on the railroad. **DO NOT** move unless you are instructed to do so by the office. Emergency personnel need to get to you and if you move that will only delay the help.

Camera Tricks on the Train Mountain Railroad Website

The talented web guys have been working on a few more enhancements for our club website. One of them has been in testing for a while and they recently turned it on for good on the club website. So here's some fun stuff using the really cool new Camera Page feature(s).

So first off go to the club home page at:

<http://trainmtn.org/tmrr/index.shtml>

Next scroll down to where it says:

Click for Live Camera Page

Next scroll down to the very bottom of the page and click on:

Click Here
For Trains
Moving Today

What you see next is an image like the one illustrated here:



This is where some of the tricks come in.

Notice it has two arrows, one to the left and one to the right. Click on the left arrow and go back a day. Click on the right arrow you can go forward a day if the page exists.

Another thing you will quickly notice there multiple images for each of the cameras on this page. There are TM cameras, which take pictures only when there is some motion in front of the camera. On some days like today it is windy and there are things blowing in the wind and we sometimes get funny pictures, especially when it's snowing!

Next up look between the arrows and there is a date entry box. What's cool about this neat feature is lets say you were here for a meet on the 12th. When you get home you can SCROLL **backwards** to the 12th and see if you're on camera.

Finally the web page shows a thumbnail and you can click on the thumbnail and you will get a full size image. So here's another trick to try. On the initial thumbnail right click on the image and then select **open in new tab**. When the new tab opens up you can click on the new image and get an enhanced enlargement, pretty cool.

So thanks to the web crew (Tom, Dale) we now have even more to show our thousands of web viewers.

Next month we will try to get an article explaining the new Daily Photos pages developed by Dale Furseth.

? What's New for the 2019 Ops Meet ?

Yes, I know that it's the Holiday Season right now but it is never too early to start thinking about all the fun you'll be having at the Ops Meet next year. The Work Week starts on Saturday, June 29 and the **4 day** Meet will begin on Thursday, July 4.

I'm not sure what new surprises John Lovely will have for you Passenger Train enthusiasts or what new procedures John Cooper and Bill Dwyer plan to implement for Dispatching next year but the Freight Haulers can look forward to a bunch of new twists that hopefully will be fun and challenging.

Here is a quick snapshot of what we have planned for you next year:

1. At least a half dozen new industries
2. Pickup & deliveries to new sidings at:
 - The Turntable
 - 4 sidings between Farmersville and Aspen Loop (Hope Loop)
 - 2 or more sidings on the south side of South Chiloquin Road
3. Request a new Switch List before delivering your last car
4. Pickup and delivery of Switch Lists at Appendix Yard
5. Option to pick your own consist from available movements
6. Option to report your pickups and deliveries by radio
7. Points instead of just Car Counts to determine productivity:
 - Points for cars moved
 - Points for distance of cars moved
 - Points for difficulty of cars moved
8. And more

We want to accommodate everyone at the Ops Meet, including those that do not have a train. We are working on a new system that will connect the crew(s) without trains to those that have trains. We'll even provide 2-seater passenger cars so any consist can carry an expanded crew. Every train should make an effort to take on additional train crew to make sure all attendees have a fulfilling and fun experience during the Ops Meet!

All these things and more will be explained and your questions answered when you attend the Orientation meetings on Thursday and Friday mornings.

We are trying a new approach to conducting the morning Orientation Meetings this year. The General Meeting will only address announcements, safety issues, and other general topics common to all participants.

Following the General Meeting there will be two concurrent sessions of a "Freight Train Orientation" meeting and a "Passenger Train Orientation" meeting. These meetings will only address the specific procedures dealing with each type of train.

We are also trying to schedule Signal Orientation sessions where Train Mountain signals are explained in detail and attendees are shown how to monitor (on their smartphones) the current status of all signals throughout the system. This orientation was first introduced in 2018, it received excellent reviews and was highly recommended by those in attendance.

All meetings with be less than 30 minutes each!!!

We encourage all participants (new and those with previous Ops experience) to attend all meetings at least once before heading out to switch or run the passenger routes.

The goal of the Ops Meet is to include all participants of the meet in having a memorable, hands-on experience while learning about how a real railroad goes about its business. More Ops details will be included in upcoming issues of the Gazette.

Whether you attend for pleasure, competition, education, fun, camaraderie, or all the above, make plans now for the 2019 Ops Meet.

Happy Holidays Everyone and see you at the Ops Meet,

Jim Armstrong

Weed Spray Train Crews Needed

Train Mountain has an extensive weed control program. We have a dedicated weed control train as well as a dedicated weed control 'gator. For the past several seasons Boyd Butler and Bill Kludt have operated the equipment. Now both members feel that the equipment is sufficiently well developed that the general membership can participate.

The weed management season coincides with the TM organized meets season: the Spring Meet until the Fall Colors Meet. Generally one pass over the railroad per work week is sufficient. Different volunteers can arrange to do one or more sessions.

Members interested in participating should contact Boyd Butler directly. You will receive thorough on-the-job training and Boyd will be available to provide supplies, parts and repairs.

This is a neat opportunity to contribute to TM in a big way while running an interesting train. Arrangements to use a TM loco on the train are possible. You get to see all the railroad while contributing a much needed service.

Train Mountain on Oregon Public Broadcast Links

The new segment on Train Mountain and other Oregon destinations was aired in their Thursday, November 9th broadcast of Oregon Field Guide.

You can now view the entire segment directly on the opb.org website here:

<https://watch.opb.org/video/3006578129/>

OPB has made the Train Mountain part of the broadcast available on Facebook,
and can be viewed without being a [Facebook member by clicking here.](#)

Train Mountain Library

December 2018



As the year comes to an end, our final report for 2018 includes:

Shelf labels are done to identify locations of special collections such as: Cabooses, Operation Lifesaver, Train Mountain History, and Mountain Gazette, etc.

We hope to finish an index on Excel for the Mountain Gazette by the beginning of the new year. It will provide access to articles of interest listed by subject, author, Gazette issue and page number. Once you know the particular issue of the Gazette, you can, of course, look it up at the Train Mountain Website.



It wouldn't be Christmas without a Christmas train, with Santa engineering, and these will be our "Parting Shots" (to steal a phrase from Amtrak) for the year!



Merry Christmas and Happy New Year

From your Train Mountain Library Staff, Jim and Sabra Rickman



Who would have thought that the source of the first addition to the TM Library project of assembling a scale display for visitors would be an eighth grader and member of the Klamath Rails. We met him yesterday at the Klamath County Museum which was hosting Klamath Rails model train show layout. He heard about our efforts to gather freight cars in all the various scales and offered to give us at no cost a piece of HO track and a steel freight car. He may also be able to provide us with N scale track and car. Of course, we have continued to enjoy this holiday season – up in the TM Library, with the O scale Christmas train which was received a couple months ago.



Greetings from Joyce at the front office:



It is chilly outside, but not as cold as it can get here in the winter. We have had some snow and ice, a lot of melt, rain and some more snow so far this winter. A Christmas Eve snow with huge snowflakes made for a White Christmas Day.

A special thanks to Rose Dobbs who put on a great Christmas party here on Christmas Day and to everyone who brought dishes and desserts to go along with the main dishes. Thirty people attended. There was lots of yummy food, a table full of delicious desserts and tons of fun with the gift exchange!

We want to thank the many volunteers who helped out over the busy 2018 Triennial year! The following page is in acknowledgement to all of you. I tried to make sure that everyone is included on the list, but if you did not report your volunteer hours or I somehow missed getting you on the list, we want to thank you, too. Volunteer hours can be reported online or by submitting a volunteer hours form to the office. Please only use one method or the other to report your hours each month—in other words if you volunteer 20 hours in May, use only one method to report them. Please do not double submit them by reporting those same hours online and on paper. The online reporting only allows for a total number of hours and it is not possible to distinguish the difference between the hours reported online from those reported on paper.

To help make sure you get our emails, please add info@tmrr.org to your address book.

With the cold and not so predictable weather the visitor traffic is almost nil, but visitors are still coming in.

We are now at 221 members including family members for 2019 with more memberships coming in. You can join or renew your membership and sign up for meets online, by mail or in the office.

Charlie and Maggie have become the best of kitty friends.

Enjoy the Holidays. Happy New Year to Everyone! We look forward to seeing you all here in 2019.

Joyce

12/28/2018

Please Use the Online App to Register or Join-- <https://trainmtn.org/tmrrmembers/>

Thank You 2018 Volunteers

Cathy Ackerman	Les Dent	Wayne Huddleston	Callie Nicholson	Dick Stark
Ed Ackerman	Linda Dietz	Phillip Huntingdale	John Nicholson	Carolyn Steuer
Floyd Adams	Lowell Dietz	Stephani Huntingdale	Daniel Ode	Robert Stevens
Gladys Adams	Steven Dishman	Bob Johnson	Chuck Oehring	Hank Stiles
Ashley Aldous	Bill Dobbs	Paul Jorgenson	John Olsen	Janis Stiles
Jack Anderson	Rose Dobbs	Duane Kaasa	Ken Olsen	Charlotte Svensen
Gwen Armstrong	Jordan Dobson	Pat Kaasa	Ginny Orcutt-Cleard	Boyd Svoboda
Jim Armstrong	Chris Donhost	Ken Kaivo	Frank Paciullo	Bruce Swanson
Jerry Balf	Eli Donhost	David Kidd	Jeff Pape	Bob Swayze
Louise Balf	Paul Donhost	Elizabeth Kidd	Dan Parsons	Dale Taylor
Art Barter	Helen Dovbrovsky	Bill Kludt	Steve Passmore	Veronica Taylor
John Barter	Mary Duncan	Joyce Kludt	Jim Pendley	Albert Thompson
Delores Bartholomew	Mike Duncan	Alex Knight	Dick Peterson	Denny Thompson
Frank Bartholomew	Jorge Dunn	Henry Knight	Cliff Plumpton	Bruce Treadway
Donald Bayer	Bill Dwyer	Wendy Knight	Susan Plumpton	Mike Von der Porten
Fred Beeks	Jim Eakin	Matthew Langbein	Dylan Post	Jack Voss
Aaron Bentsen	Gordon Eastaughffe	Chuck Laws	Randall Priest	Barbara Ward
Bill Boller	Dennis Ediger	Janet Laws	John Ptacek	Dennis Ward
Holly Boller	"Mort" Ediger	Richard Ledyard	John Rademaker	Conrad Watne
Jim Booth	Shane Ferris	Tadd Lenon	Lindsay Raley	David Waterstreet
Gordon Branin	George Fitzgerald	Scott Lewis	James Mark Reese	Tom Watson
Karen Branin	Mark Flitton	Timothy Lewis	Ralph Reese	Dennis Weaver
Patrick Branin	Marc Fournier	Eric Linbeck	Jim Rickman	Marie Weaver
Andy Breeding	Gerald Fox	Steve Lilly	Sabra Rickman	Glenn Welch
Sharon Breen	Dale Furseth	John Lovely	Pete Robbins	Dave White
Ann Bruner Welch	Roger Gash	David Main	Sheryl Robbins	JoAnne White
Chris Burns	Joe Goodell	Dennis Markovich	Darwin Roberts	Don Wigen
Elizabeth Burns	Ray Grace	Shelley Maywald	Mike Robson	Dale Williams
Ken Burns	Jim Graverholt	Nathan McConnell	Carlyle Rossow	Pam Williams
Arlene Butler	Jackson Gray	Cheryl McInnes	Rodger Rude	Ron Williams
Robert Butler	Chris Haaland	Ian McInnes	Paul Ryner	Bob & Pat Wolf
John Caldwell	Alec Hartley	David Middleton	Tanya Ryner	Liz Wooley
Bill Castle	John Hartley	Greg Middleton	Ed Sarber	Phil Wooley
Janell Castle	Diane Hassman	Dick Miller	David Savage	Caden Wood
Danny Chamrad Jr	Jim Helwig	Lynne Miller	Charlie Schubert	Matthew Wood
Luke Connor	Jim Henry	Luke Miller	Marjorie Schuessler	Peter Wood
Belinda Cowles	David Herzog	Mark Miller	Theresa Shelby	Russ Wood
Darrel Cowles	Blanche Hill	Jeff Mills	Bill Shepherd	Marie Woods
Jerry Crane	Beverly Hills	Susan Moore	Mary Shepherd	Marilyn Zigler
John Croll	Angela Hoak	Gary Moore	Jeff Smith	Frank Zink
Richard Croll	Richard Hoffman	Michelle Moore	William Smith	
Larry DaBroi	Leonard Houpt	Gene Nedrow	Smokey the Bear	
Lloyd Dannenberg	Kathy Hubbard	Steve Nelson	Ken Stanfield	

And to any who did not report their hours or who might have been missed on this list.

Banquet Ticket Sales

It is very important to purchase your Meet Banquet Tickets by Noon on the Friday before the Meets Saturday Banquet.

We must get the number of attendees to the caterer to make sure there is enough food to feed everyone.

If you plan to arrive on the Friday of a Meet, please call the TMRR Office during business hours and provide your name and number of guests so we can add those to the attendee count.

We want everyone to have the opportunity to attend these functions and enjoy a full meal!

This is your newsletter!
Thank you to everyone that took the time to submit articles this month.
Please keep it up!

WE ARE ALL VOLUNTEERS

DON'T YELL AT ME, I AM A VOLUNTEER!

I AM NOT A ROBOT!

There have been a few changes made to the member's site, specifically where payment information is entered. The most noticeable change is that we have added a question asking if you are a robot. You check the box and depending on a bunch of things, you may be asked to choose from a set of pictures. You may be asked to click the pictures that show street signs, or click on pictures that show store fronts. It seems silly, but the questions and challenges are carefully crafted and updated by Google, and have an amazing success rate at determining if the entity pressing the keys is a real person or a computer program ("robot") trying to gain access.

The technology is called "CAPTCHA", or in our case "reCAPTCHA" and is quickly being the standard for online protection against robots, which pose a real problem to web sites. This is replacing the (to me) very irritating practice of trying to figure out what letters and numbers they are showing in fuzzy text. If you have questions or problems getting around the new challenge (or if you are a robot!), feel free to give Joyce a call in the office.

Dale Furseth


"the computer guy"

Volunteer Hours Reporting

Dale Furseth has worked his techie magic on the member's part of our website again. You can now report your monthly volunteer hours online. From the Train Mountain Railroad home page, click on "Online Member Resources: Join Train Mountain: "Register for Meets", then on "Enter Volunteer Hours" or go there directly with this link: https://trainmtn.org/tmr-members/Member_VolunteerHours.aspx

Choose your name from the drop down menu, enter your total hours in the box that matches the month you are reporting your hours for and click on "Update Information" to submit them. So-o-o simple! We hope you enjoy using this new feature.

Please submit your volunteer hours. If you work off site or at home on Train Mountain projects - these hours count.



REMEMBER: No job is complete without the paperwork!

WEB-CAM GALLERY

Photos by: The Web-Cam



Please Use the Online App to Register or Join-- <https://trainmtn.org/tmrrmembers/>

NOTICES

Gazette PUBLICATION DEADLINE:

Submissions to the Gazette must be received by the 15th of the month of publication. The fifteenth of the month is to be the last day to submit material. Material received after the 15th of the month may be held until the following month or rejected.

SUBMISSION CRITERIA

Articles and ads may be submitted via a pdf file, MS WORD, Open Office, notepad, or similar text file attached to an email. **The email SUBJECT line must include your article title and a date. Please give each article a distinct file name with your name and a date.** If everyone submits an article named "article for gazette" or something similar it will often get overwritten by another article with the same name when downloading. **Articles sent as text in a email text will no longer be accepted.**

Please use a common open source FONT such as ARIAL that can be displayed in all Browsers, and is easy to read. Please do NOT use the Calibri font, as we must take the time to convert it to Arial.

If your document has an embedded image, you must also include the image separately as a jpg, png, or similar image file.

Visitors to Train Mountain:

Train Mountain is very popular and is continually attracting visitors from throughout the world. We announce that our hours are from 10:00 AM until 3:00 PM Monday through Friday during the summer, and 10:00 AM to 2:00 PM during the winter. The office is closed on weekends except during meets, and then only when volunteers are available to open the office.

Our insurance advisors request that all people (members and visitors) complete and sign a liability release. If **YOU** as a member encounter visitors on the property without a visitors pass please direct them to the office so that we can insure that a release has been completed and a visitors pass has been issued.

If **YOU**, as a member, open the gate and allow visitors to pass through - **YOU** are responsible to see that the release has been completed, and **YOU** are liable for them until they sign a release. Releases are available in the mailboxes near the office for those times the office is closed. There are also releases available in the kitchen and in the back shop.

If you do not want to, or do not have the time to, ensure that the releases are completed - then please graciously explain that the train park is closed to visitors and that the open hours are normally (Winter - 10:00 AM until 2:00 PM)(Summer - 9:00 AM until 3:00 PM) Monday through Friday. To arrange other hours visitors should call the office at 541-783-3030.

Join Train Mountain now!!

Please Use the Online App to Register or Join-- <https://trainmtn.org/tmrrmembers/>

Train Mountain is a NO SMOKING Facility

During recent events, many Members and their Guests have been ignoring this policy. There are only three designated smoking areas at Train Mountain:

- (1) Outside the front of the Backshop**
- (2) Outside the east door of the Hall of Flags**
- (3) Outside the Motor Pool (Maintenance Building)**

Due to the high fire danger at Train Mountain during the summer, we have zero tolerance for anyone smoking outside one of the designated areas.

There is NO SMOKING anywhere out on the track!

Members, Guests, and Visitors that continue to violate the Train Mountain Smoking Policy may be asked to leave.

What is Amazon Smile?

In a nutshell, it is a way for Train Mountain to receive 501c3 donations from Amazon.

According to Amazon: AmazonSmile is a simple and automatic way for you to support your favorite charitable organization every time you shop, at no cost to you. When you shop at smile.amazon.com, you'll find the exact same low prices, vast selection and convenient shopping experience as Amazon.com, with the added bonus that Amazon will donate a portion of the purchase price to your favorite charitable organization. You can choose from nearly one million organizations to support.

When you go to Amazon Smile, choose Train Mountain Institute as your charity. In order for this to work, you must always start from Amazon Smile. Then all else is the same, your account, wish lists, etc. Also available is a direct link: <http://smile.amazon.com/ch/27-4031025> for the TMI account.

The AmazonSmile Foundation will donate 0.5% of the purchase price from your eligible AmazonSmile purchases. I found that just about everything I purchased lately is eligible.

If we can get a large number of Train Mountain supporters to take advantage of the Amazon Smile program, this could result in sizable donations to Train Mountain.

[Click here for more information.](#)

Gate Code

Due to security concerns, the Gate Code for the Train Mountain Main Gate may be changed at any time without notice. Any Member planning to arrive at Train Mountain when the Office is closed will need to contact the Office prior to arrival to ensure they have the current Gate Code.

The Gate Code was changed on July 12, 2018

Join Train Mountain now!!

Please Use the Online App to Register or Join-- <https://trainmtn.org/tmrrmembers/>

CLASSIFIEDS

2018 Triennial Video is available now!

The 2018 Train Mountain Triennial video from Aaron Bentsen at 7Idea Productions is now available through this link (<https://trainmtn.org/tmrrmembers/videosales1.aspx>) or the main office at Train Mountain. Give them a call at 541-783-3030 and get a copy on the way to your place. It's \$29.95 for the video. A most enjoyable video shot by a true video artist and of course our favorite subject, Train Mountain! Please have patience, as we are still trying to get this all organized.

Our good friend Jim over at Discover Live Steam has placed ads for us on his terrific website, thanks Jim. discoverlivesteam.com

Did you see the great article and front cover story from the November / December 2015 issue of Live Steam and Outdoor Railroading? It is a great article covering the 2015 Triennial. and the great gang of folks that hang around the place and put on terrific live steam train meets. Pretty cool! [web: livesteam.net](http://web:livesteam.net)



The 2018 Triennial video will be released in the Fall of 2018, hopefully in October.

HAVE SOMETHING YOU WANT TO SELL?

Place an ad in the Gazette!
1/8 Page: \$25/month or \$250/year
1/4 Page: \$40/month or \$400/year
1/2 Page: \$70/month or \$700/year
Full Page: \$125/month or \$1250/year

Published by Train Mountain Railroad
P.O. Box 438
Chiloquin, OR 97624
Email: info@tmrr.org Phone: 541-783-3030

Contributors: TMRR BOD, Friends, TMI
Photos: Tom Watson




Join Train Mountain now!!

Please Use the Online App to Register or Join-- <https://trainmtn.org/tmrrmembers/>

CLASSIFIEDS

Castings, frames, and new boiler available for 18" gauge locomotive. This is modeled after the locomotive at The Nut Tree Railroad in Vacaville, CA. This stuff belongs to Fred Kepner, who lives off the grid and is difficult to contact. He is asking \$9500, OBO. Anyone seriously interested, can email Tom at twatson703@gmail.com, and I can email you the history of these parts and how to contact Fred.



Located only 1.5 miles off Hwy 97 in Downtown Chiloquin in the same building as the Post Office
212 1st Avenue, Chiloquin, OREGON 97624 -- Phone: (541) 783-0988



Crater Lake/ Train Mountain Vacation Rentals

Crater Lake Chalet

Located on Hwy 422, only 1 mile off Hwy 62 and 2 miles from Hwy 97 in the Chiloquin area. This house is at north end of Train Mountain



and contiguous to Train Mountain.



This comfortable house sits on 35 beautiful acres. 2 bedrooms and 2 bathrooms.

Can sleep up to 6 people.

Panoramic View Ranch House /

Crater Lake
This ranch house is located on Hwy 62, and attaches to the west side of Train Mountain.

The 56 acres of land features



panoramic views of Agency Lake and the Cascades. Enjoy a peaceful and private experience. 4 bedrooms and 2 bathrooms.

Can sleep up to 8 people.



For more information please call: **Julie 415-756-3943** or **Mike 415-420-9026**

10% off for train mountain members

www.getawayvacationhome.com

Crater Lake Junction Travel Center

34005 Hwy 97 N
Chiloquin, OR 97624
541-783-9800

The Crater Lake Junction Travel Center opened for business in 2010, and is owned by the Klamath, Modoc and Yahooskin Tribes. Open 24 hours a day and located just next door to Kla-Mo-Ya Casino as you enter, this travel center offers competitive fuel prices and many convenience items.

Travelers can fuel up with gas, diesel, or propane. Stop in for a snack or soda, or grab a quick meal featuring Mexi-Go or Mountain Fresh Pizza. Free Wi-Fi, a comfortable lounge with large screen TVs, laundry and shower facilities, and ATMs are all available.

Make sure to ask for a Crater Lake Junction Travel Center rewards membership card so that you can earn points for each purchase and visit. Your earned points can be applied toward future purchases.

Truckers, ask about trucker services and benefits for each visit. Convenience items and truck accessories are for sale, along with many useful daily provisions.

Come enjoy the warmth and excitement of Kla-Mo-Ya casino.

Crater Lake National Park

Crater Lake National Park is located off Highway 62, just 34 miles from Kla-Mo-Ya Casino and the Crater Lake Junction Travel Center. After playing and fueling up, discover the world-famous beauty and amazing history of Crater Lake. Groups and parties, ask about casino shuttle service for your outing or adventure.