



The Mountain GAZETTE

© Copyright 2018, Train Mountain

An Official Publication of the Train Mountain Institute and TM Railroad - Issue: Vol. #4 Issue #5 **January 2019**

January has come and just about gone. The weather did not cooperate with the Polar Bear Meet, but that didn't deter a few hardy Train Mountain enthusiasts. (See the Web Cam Gallery, and look at the new trains).

It may be the middle of Winter, but when looking at the calendar it's just not that many days from when we will need to start the task of cleaning the forest debris from the track and right of way. The pine trees are working full time to see that we have something to do.

To fulfill our non profit mission of railroad education, we will be expanding our emphasis on teaching the public about railroad operations through Walking Tours and Rail Tours. Because our CTC System Data Stream is the same as what is used by the Full Size railroads, we have the unique ability to provide realistic educational interactive demonstrations on our miniature railroad.

Experience has shown that a good interactive Tour increases the donation size exponentially. Thus, it is extremely important that we show our visiting public the best experience possible.

A Visitor Info web page was just launched and can be found at this [URL http://trainmtn.org/pages/visitors-1.shtml](http://trainmtn.org/pages/visitors-1.shtml). When you hover your mouse over some places in the text, a bubble pop-up with additional information will appear when there is more info available.

We will be setting up a Visitor Center to relieve the load on the main TM Office. It will be greatly appreciated if some TMRR Members will volunteer to help us man this new Visitor Center and also volunteer to help with Rail Tours. We will have more info on this next month as we get organized.

2018 TRIENNIAL VIDEO
AVAILABLE NOW



Click here to purchase online
or go to

<https://trainmtn.org/tmrrmembers/videosales1.aspx>

Join Train Mountain now!!

Please Use the Online App to Register or Join-- <https://trainmtn.org/tmrrmembers/>

From The Desk of TMRR President January 2019

By Jeff Mills

This month starts a new calendar year. While the web cameras have not shown a lot of activity, there has been a lot happening in preparation for the 2019 Season. Dick Miller has taken charge of a committee developing a program for the TMI Rail Tour Trains. His efforts have been helped by input from his committee and interested members. He is also working with Barbara Ward to create a Visitor Center to coordinate docents and train tours. There will be more explanation of these projects in upcoming TMRR Gazette articles.

Danny Chamard has taken on the task of updating the TMRR Encyclopedia. There has not been any updating on this document for quite a few years. The TMRR Encyclopedia is important to TMRR and all interested in our hobby. It is a treasure trove of information, operating procedures and policies. Shortly, Danny will be reaching out to various individuals for input on this project.

The OPS Meet Steering committee has been working on their 2019 Meet. There are several improvements being discussed so this should to be our best ever. Look for articles on this new and improved OPS Meet in the Gazette.

Please renew your membership soon if you have not already. This can be done online or by snail mail. Also, register for meets as early as possible. Early Registration reduces the workload in the office during the Meet week. The Sleep Inn, near the Casino and Travel Center off Hwy 97, is completed and open. If you are considering this for lodging during a meet, please reserve early. The popularity of this motel is unknown at this time but with the lack of other accommodations, it might fill up quickly for the bigger meets.

We will need Volunteer Coordinators for all 2019 meets. If you have any interest in performing this function, please contact me at jhmills51@hotmail.com. This job is a great way to contribute your time to TMRR. It often allows Members to gain a better understanding of the operation of Train Mountain. I will assist and support those who sign up and newcomers are welcome. So, give it a try!

There is always a need for Docents to meet and greet weekday visitors, even in the winter! Please contact Barbara Ward or the Office if you can contribute a little time while you are at Train Mountain. One day a week or even a half day would be a great help. Also, crews for the weed spraying will be needed this Spring. The spraying is done by Gator or train which makes this task a great way to get some time on the rails during a work week.

We expect another busy Run Season so: Plan Early to ensure your Best Experience at Train Mountain!

Polar Bear 2019



So a few days before the meet Roger, Gil, Dick, and Jim worked on the snow blower car and got it tuned up, straightened up, and generally got it working pretty good.



Once they had that running good they cleared the main around the top area, through the fuel depot and around the BackShop and Containerville area. Then it snowed pretty good. Dennis and I *braved* the elements and got to do a little plowing of the fresh snow and had little issues because the *other guys* had cleared the bulk of the cold stuff off of the right of way. Our plowing was actually on Friday of the Official Meet.

Then the rains came and came and came. We were alright dressing for cold and snow, but rain Anyhow NOBODY braved the Saturday downpour so no trains. Come Sunday and there was a very slight break in the weather and four brave souls ventured out to the Main for a go at playing trains. Rodger, Greg & Son, Gil, and Jim made the runaround the railroad and even though it was really cold they all had that very familiar Train Mountain Grin. *Musta' been fun!*



Next up, were Dale and I. I waited for Dale to get his Atlantic fired up and off we went. I was so glad I waited for Dale. Seems my SW1500 really doesn't like running in the snow as much as I do. Well that's completely true, it likes it OK, it's staying on the rail where it has trouble. Now I know the rules, no pix it really didn't happen so you just have to take my work for it!

Passenger Operations at Train Mountain in 2019

By John Lovely

One of my favorite books as a child (and as an adult) is Tootle – the baby engine that wants to grow up to be a mile per minute flyer. But first he must study hard to learn the lessons in school: puffing and chuffing, pulling the diner without spilling a drop of soup, stopping for a red flag waving, and staying on the rails no matter what. I always thought my parents wanted me to learn to stick to a job to get it done. After I had some train experience, I learned that not spilling the soup was just as important.

If you run our passenger game at Operations Meet you will learn a lot of these same lessons. First is starting and stopping smoothly and controlling the slack – not spilling the soup. Second is stopping at just the right place, right in front of the passengers so your conductor can reach down to board them without getting off the train. Third is running on time. And fourth is staying on the correct route. Fifth would be staying on the rails by watching switch points, curves, and other obstacles. And stopping for a red flag if necessary. Of course all the freight trains will be in the clear, and you don't have to flag station stops.

Routes and times will be the same as last year with 4 trains running each hour (if crews decide to run them). We start with the *North Woods Limited* on the hour. It goes all the way to Crane and Hope, taking about 2:28 hours to complete, but also has the most passengers wanting transportation.

Next to depart will be the *Aspen Arrow* rerouted to include a trip around Aspen Loop. This train also serves the stations of Chiloquin and Friehub. This can be the most challenging run for steam engines with the Red Ant and Serpentine grades.

The *Southern Belle* and *Rio Grande Zephyr* are somewhat mirror images, swapping west and east routes between Panama Canal and Serpentine. The *Rio Grande* also serves Chiloquin by taking the by-pass through Bond after exiting the Long Tunnel.

I do hope you will attend both the freight and passenger seminars during the orientation sessions. I will explain the game and some of the finer points of passenger operations for you. It is more than just running down the track. There are challenges for crews at all levels of experience.

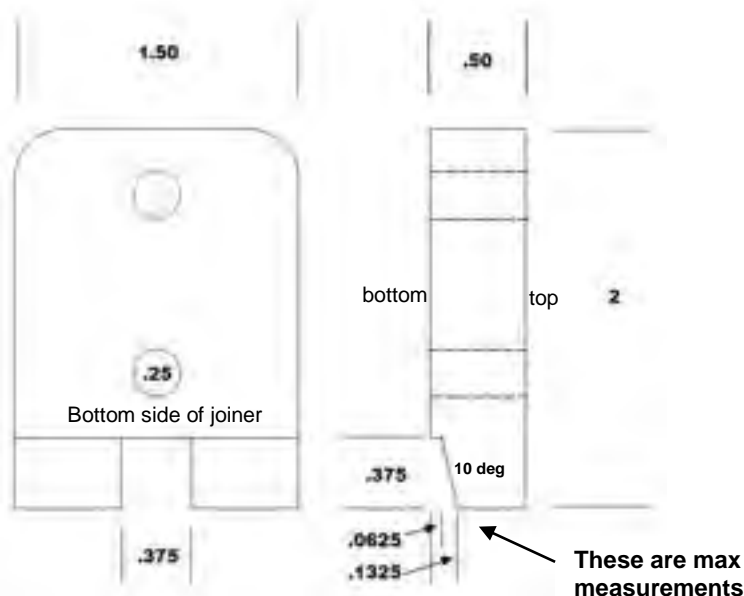
Train Mountain Insulated Rail Joiners


By Jeff Mills

With extensive areas of the Train Mountain Railroad under CTC (computer train control), insulated rail joiners are used to create signal blocks and to isolate other tracks. The first design used at TMRR was of a fish plate style, utilizing plastic fish plates and a plastic spacer. This design proved to have many flaws in both performance and installation. The plastic fish plates were very flexible and did not prevent the rail from moving. Also, plastic fish plates tended to break with high use. Installation was difficult as each joint required the drilling of six holes to bolt the fish plates to the web of the rail, completing the joint. With the number of insulated joints, this proved to be very time consuming. A great deal of time was also spent repairing failed joints.

After consultation from our signal and track departments, a new design was conceived. This design utilizes two squares of plastic held to the ties with ¼" lag bolts. It has plenty of horizontal restraint for rail movement but did not keep the rail joints from moving up and down. The temporary fix was to force the rails down by mounting the joiner so it was actually over the edge of the foot of the rail. This work-around left the block loose against the tie and allowed for some movement. This modification, as shown in the photos and drawings, holds the foot of the rail and allows the joiner to set almost flat against the tie itself while still holding the rails down. This makes a solid joint and maintaining electrical continuity.

The plastic material used is very durable, UV safe which machine cuts easily. The product is called Starboard, Seaboard, HDPE, high density polyethylene plastic sheets, 48x96 ½ inch, @ 80 lbs weight. Most suppliers will cut their stock into smaller pieces and you pay by the sq. inch. In our case, the final machining was done on a ShopBot so we can buy in the larger sheets. The blocks are attached to the ties with four ¼" x 2" hex head lag bolts. A pilot hole for the lag bolts is recommended. Both our signal crew and track crew install them. As proven during the 2018 Triennial, this second design has proven very successful.





Return of Train Mountain Property

As we get ready for another busy season at Train Mountain we need to get all of Train Mountain's property returned to Train Mountain. We all are guilty, I think, of occasionally sticking a hammer or tape measure or whatever into our train and 'forgetting' to return it to its proper place. So here's the request, BEFORE you leave home to come back to the Mountain, how about a quickie tour through YOUR shop and round up any items that *might* need to be returned home.

This also includes us Containerville dudes as well. When you show up for the season do a walk through your container and return items such as rakes, brooms, shovels, track tools, gauges, etc. so we can use them for this season. I found two brooms in my container. So this is not a finger pointing article, it's just a request to look around and see if some of 'your' stuff might just be 'TM' stuff. Thanks.

How about a Goal for our 50th Anniversary!

OK, here I go again with another 'wonderful' scheme. We currently have 37 miles of track. Six or so miles of that track is still wood ties and aluminum rail. We have a commitment to NOT extend the railroad until that 6 miles has been converted to steel on plastic ties.

In 2037 Train Mountain will be 50 years old. Wouldn't it be cool if we had 50 miles of track for our 50th birthday! That's 6 miles of conversion and 13 miles of new track in 18 years. That's just a tick over a mile a year. How's that for a goal for the club.

Oh and BTW there would be SIX Triennials along the way! What a club, what a place, what fun!

Train Mountain Railroad and Sleep Inn Hotel

Sleep Inn is the new hotel located next to the Casino in Chiloquin. The manager is Mr. Ellsworth and he has worked with Train Mountain for several years in his past capacity as manager of the Travel Center. The Front Desk number is 541-827-5300. He has stated that the 2019 season is already getting booked so if you would like to stay at the Sleep Inn I would strongly suggest you make your reservations now. Make sure you inform them you are a Train Mountain member to get the best rate. It is a brand new facility and has lots of great amenities not the least which is they are just across Hwy 97 from the park.

Amenities include:

- **Free WiFi**
- **Free breakfast**
- **Meeting space**
- **Fitness center**
- **Indoor heated pool**

Guest rooms feature:

- **Refrigerator and microwave**
- **Premium bedding**
- **Work desk**
- **Flat-screen TV**
- **Coffee maker**

Sleep Inn & Suites® hotel offers easy access to a variety of local attractions, including the Klamath Falls Casino and:

- **Crater Lake National Park**
- **Klamath Falls**
- **Train Mountain Railroad Museum**
- **Klamath Marsh Wildlife Refuge**
- **Collier Memorial State Park**

Front Desk number is 541-827-5300

Weed Spray Train Crews Needed

Train Mountain has an extensive weed control program. We have a dedicated weed control train as well as a dedicated weed control 'gator. For the past several seasons Boyd Butler and Bill Kludt have operated the equipment. Now both members feel that the equipment is sufficiently well developed that the general membership can participate.

The weed management season coincides with the TM organized meets season: the Spring Meet until the Fall Colors Meet. Generally one pass over the railroad per work week is sufficient. Different volunteers can arrange to do one or more sessions.

Members interested in participating should contact Boyd Butler directly. You will receive thorough on-the-job training and Boyd will be available to provide supplies, parts and repairs.

This is a neat opportunity to contribute to TM in a big way while running an interesting train. Arrangements to use a TM loco on the train are possible. You get to see all the railroad while contributing a much needed service.

Train Mountain on Oregon Public Broadcast Links

The new segment on Train Mountain and other Oregon destinations was aired in their Thursday, November 9th broadcast of Oregon Field Guide.

You can now view the entire segment directly on the opb.org website here:

<https://watch.opb.org/video/3006578129/>

OPB has made the Train Mountain part of the broadcast available on Facebook,
and can be viewed without being a [Facebook member by clicking here.](#)

Greetings from Joyce at the front office:



It has been a bit warmer here than usual this winter. We've gotten snow, rain, snow melt, really slushy roads, dry roads, sun, clouds, you name it! This past week it has been in the mid-20's at night and one day it got into the 50's during the day. Looks like no teens or sub-zero temperatures this year. That's just fine with me!

Maggie and Charlie are still growing fast and continue to be the best of friends. They have been busily grooming the office spider plants which may or may not survive their fastidiousness. Raven occasionally brings Holly and Ben, kittens from her home, to have play dates with Charlie and Maggie and to exercise them all.

We somehow missed getting Jim Moore on the 2018 volunteer list we published last month. We do want to recognize him and the time he volunteers, so thank you too, Jim for volunteering.

Train Mountain member, Richard Hoffmann, has passed away. He was a member at Kitsap in Washington, too, and will be missed.

Plans are underway for improving and expanding Train Mountain Institute's museum visitor's program. Planning includes converting the Santa Fe Chief room into a Visitor's Office where Barbara Ward will lead a crew of docents she will be recruiting. The docents in that office will meet and greet our many seasonal visitors. Dick Miller has been busy putting together training and testing programs for those who will be volunteering to be rail tour engineers and conductors. Other planning is underway for a visitor safety and information video that all visitors will be required to watch. Please contact the main office if you would like to volunteer for this program. These are ideal spots for those who like working with the public and who like to keep active especially during the spring, summer and fall months.

Though it is winter, visitors are still coming. Most are from Oregon, California and Washington. Memberships for 2019 are rolling in. We are now at 365 members including all primary and family members and, as usual, that number continues to grow.

That is all for now. Have a Happy Valentine's Day!

Joyce, 1/28/2019



Yuma Territory
Live Steamers
Spring Meet
March 8th, 9th, 10th 2019

The Yuma Territory Live Steamers is sending out an invite to our friends for the Spring Meet of March 8, 9, 10.

Friday Night Dinner at 5:00 will be Pizza with salad at \$5 per person.

Saturday Night Dinner at 5:00 is pulled pork and beef brisket with all the trimming at \$8 per person.

Some activities that may happen if there is interest are, Poker Run, Minnie Operation and Parade of Trains on Saturday.

We have soft water and air for Steam Engines.

If you are coming please RSVP to livesteamersofyuma@yahoo.com or call Leonard Houpt at 530-908-9732. Let us know how long of train you will bring and what meals you want. There is RV dry camping at the park. There is limited space at this time for about 10 trains.

Hope to see you there.

Leonard Houpt

Banquet Ticket Sales

It is very important to purchase your Meet Banquet Tickets by Noon on the Friday before the Meets Saturday Banquet.

We must get the number of attendees to the caterer to make sure there is enough food to feed everyone.

If you plan to arrive on the Friday of a Meet, please call the TMRR Office during business hours and provide your name and number of guests so we can add those to the attendee count.

We want everyone to have the opportunity to attend these functions and enjoy a full meal!

This is your newsletter!
Thank you to everyone that took the time to submit articles this month.
Please keep it up!

WE ARE ALL VOLUNTEERS

DON'T YELL AT ME, I AM A VOLUNTEER!

I AM NOT A ROBOT!

There have been a few changes made to the member's site, specifically where payment information is entered. The most noticeable change is that we have added a question asking if you are a robot. You check the box and depending on a bunch of things, you may be asked to choose from a set of pictures. You may be asked to click the pictures that show street signs, or click on pictures that show store fronts. It seems silly, but the questions and challenges are carefully crafted and updated by Google, and have an amazing success rate at determining if the entity pressing the keys is a real person or a computer program ("robot") trying to gain access.

The technology is called "CAPTCHA", or in our case "reCAPTCHA" and is quickly being the standard for online protection against robots, which pose a real problem to web sites. This is replacing the (to me) very irritating practice of trying to figure out what letters and numbers they are showing in fuzzy text. If you have questions or problems getting around the new challenge (or if you are a robot!), feel free to give Joyce a call in the office.

Dale Furseth

"the computer guy"

Volunteer Hours Reporting

Dale Furseth has worked his techie magic on the member's part of our website again. You can now report your monthly volunteer hours online. From the Train Mountain Railroad home page, click on "Online Member Resources: Join Train Mountain: "Register for Meets", then on "Enter Volunteer Hours" or go there directly with this link: https://trainmtn.org/tmr-members/Member_VolunteerHours.aspx

Choose your name from the drop down menu, enter your total hours in the box that matches the month you are reporting your hours for and click on "Update Information" to submit them. So-o-o simple! We hope you enjoy using this new feature.


Please submit your volunteer hours. If you work off site or at home on Train Mountain projects - these hours count.



REMEMBER: No job is complete without the paperwork!

WEB-CAM GALLERY


Photos by: The Web-Cam



Please Use the Online App to Register or Join-- <https://trainmtn.org/tmrrmembers/>

WEB-CAM GALLERY

Photos by: The Web-Cam



Please Use the Online App to Register or Join-- <https://trainmtn.org/tmrrmembers/>

NOTICES

Gazette PUBLICATION DEADLINE:

Submissions to the Gazette must be received by the 15th of the month of publication. The fifteenth of the month is to be the last day to submit material. Material received after the 15th of the month may be held until the following month or rejected.

SUBMISSION CRITERIA

Articles and ads may be submitted via a pdf file, MS WORD, Open Office, notepad, or similar text file attached to an email. **The email SUBJECT line must include your article title and a date. Please give each article a distinct file name with your name and a date.** If everyone submits an article named "article for gazette" or something similar it will often get overwritten by another article with the same name when downloading. **Articles sent as text in a email text will no longer be accepted.**

Please use a common open source FONT such as ARIAL that can be displayed in all Browsers, and is easy to read. Please do NOT use the Calibri font, as we must take the time to convert it to Arial.

If your document has an embedded image, you must also include the image separately as a jpg, png, or similar image file.

Visitors to Train Mountain:

Train Mountain is very popular and is continually attracting visitors from throughout the world. We announce that our hours are from 10:00 AM until 3:00 PM Monday through Friday during the summer, and 10:00 AM to 2:00 PM during the winter. The office is closed on weekends except during meets, and then only when volunteers are available to open the office.

Our insurance advisors request that all people (members and visitors) complete and sign a liability release. If **YOU** as a member encounter visitors on the property without a visitors pass please direct them to the office so that we can insure that a release has been completed and a visitors pass has been issued.

If **YOU**, as a member, open the gate and allow visitors to pass through - **YOU** are responsible to see that the release has been completed, and **YOU** are liable for them until they sign a release. Releases are available in the mailboxes near the office for those times the office is closed. There are also releases available in the kitchen and in the back shop.

If you do not want to, or do not have the time to, ensure that the releases are completed - then please graciously explain that the train park is closed to visitors and that the open hours are normally (Winter - 10:00 AM until 2:00 PM)(Summer - 9:00 AM until 3:00 PM) Monday through Friday. To arrange other hours visitors should call the office at 541-783-3030.

Join Train Mountain now!!

Please Use the Online App to Register or Join-- <https://trainmtn.org/tmrrmembers/>

Train Mountain is a NO SMOKING Facility

During recent events, many Members and their Guests have been ignoring this policy. There are only three designated smoking areas at Train Mountain:

- (1) Outside the front of the Backshop**
- (2) Outside the east door of the Hall of Flags**
- (3) Outside the Motor Pool (Maintenance Building)**

Due to the high fire danger at Train Mountain during the summer, we have zero tolerance for anyone smoking outside one of the designated areas.

There is NO SMOKING anywhere out on the track!

Members, Guests, and Visitors that continue to violate the Train Mountain Smoking Policy may be asked to leave.

What is Amazon Smile?

In a nutshell, it is a way for Train Mountain to receive 501c3 donations from Amazon.

According to Amazon: AmazonSmile is a simple and automatic way for you to support your favorite charitable organization every time you shop, at no cost to you. When you shop at smile.amazon.com, you'll find the exact same low prices, vast selection and convenient shopping experience as Amazon.com, with the added bonus that Amazon will donate a portion of the purchase price to your favorite charitable organization. You can choose from nearly one million organizations to support.

When you go to Amazon Smile, choose Train Mountain Institute as your charity. In order for this to work, you must always start from Amazon Smile. Then all else is the same, your account, wish lists, etc. Also available is a direct link: <http://smile.amazon.com/ch/27-4031025> for the TMI account.

The AmazonSmile Foundation will donate 0.5% of the purchase price from your eligible AmazonSmile purchases. I found that just about everything I purchased lately is eligible.

If we can get a large number of Train Mountain supporters to take advantage of the Amazon Smile program, this could result in sizable donations to Train Mountain.

[Click here for more information.](#)

Gate Code

Due to security concerns, the Gate Code for the Train Mountain Main Gate may be changed at any time without notice. Any Member planning to arrive at Train Mountain when the Office is closed will need to contact the Office prior to arrival to ensure they have the current Gate Code.

The Gate Code was changed on July 12, 2018

Join Train Mountain now!!

Please Use the Online App to Register or Join-- <https://trainmtn.org/tmrrmembers/>

CLASSIFIEDS

2018 Triennial Video is available now!

The 2018 Train Mountain Triennial video from Aaron Bentsen at 7Idea Productions is now available through this link (<https://trainmtn.org/tmrrmembers/videosales1.aspx>) or the main office at Train Mountain. Give them a call at 541-783-3030 and get a copy on the way to your place. It's \$29.95 for the video. A most enjoyable video shot by a true video artist and of course our favorite subject, Train Mountain! Please have patience, as we are still trying to get this all organized.

Our good friend Jim over at Discover Live Steam has placed ads for us on his terrific website, thanks Jim. discoverlivesteam.com

Did you see the great article and front cover story from the November / December 2015 issue of Live Steam and Outdoor Railroading? It is a great article covering the 2015 Triennial. and the great gang of folks that hang around the place and put on terrific live steam train meets. Pretty cool! [web: livesteam.net](http://web:livesteam.net)



HAVE SOMETHING YOU WANT TO SELL?

Place an ad in the Gazette!

1/8 Page: \$25/month or \$250/year

1/4 Page: \$40/month or \$400/year

1/2 Page: \$70/month or \$700/year

Full Page: \$125/month or \$1250/year

Published by Train Mountain Railroad
P.O. Box 438

Chiloquin, OR 97624

Email: info@tmrr.org Phone: 541-783-3030

Contributors: TMRR BOD, Friends, TMI

Photos: Tom Watson



Join Train Mountain now!!

Please Use the Online App to Register or Join-- <https://trainmtn.org/tmrrmembers/>

CLASSIFIEDS

Castings, frames, and new boiler available for 18" gauge locomotive. This is modeled after the locomotive at The Nut Tree Railroad in Vacaville, CA. This stuff belongs to Fred Kepner, who lives off the grid and is difficult to contact. He is asking \$9500, OBO. Anyone seriously interested, can email Tom at twatson703@gmail.com, and I can email you the history of these parts and how to contact Fred.



Located only 1.5 miles off Hwy 97 in Downtown Chiloquin in the same building as the Post Office
212 1st Avenue, Chiloquin, OREGON 97624 -- Phone: (541) 783-0988



Crater Lake/ Train Mountain Vacation Rentals

Crater Lake Chalet

Located on Hwy 422, only 1 mile off Hwy 62 and 2 miles from Hwy 97 in the Chiloquin area. This house is at north end of Train Mountain



and contiguous to Train Mountain.



This comfortable house sits on 35 beautiful acres. 2 bedrooms and 2 bathrooms.

Can sleep up to 6 people.

Panoramic View Ranch House /


Crater Lake
This ranch house is located on Hwy 62, and attaches to the west side of Train Mountain.



The 56 acres of land features

panoramic views of Agency Lake and the Cascades. Enjoy a peaceful and private experience. 4 bedrooms and 2 bathrooms.

Can sleep up to 8 people.



For more information please call: **Julie 415-756-3943** or **Mike 415-420-9026**

10% off for train mountain members

www.getawayvacationhome.com

Crater Lake Junction Travel Center

34005 Hwy 97 N
Chiloquin, OR 97624
541-783-9800

The Crater Lake Junction Travel Center opened for business in 2010, and is owned by the Klamath, Modoc and Yahooskin Tribes. Open 24 hours a day and located just next door to Kla-Mo-Ya Casino as you enter, this travel center offers competitive fuel prices and many convenience items.

Travelers can fuel up with gas, diesel, or propane. Stop in for a snack or soda, or grab a quick meal featuring Mexi-Go or Mountain Fresh Pizza. Free Wi-Fi, a comfortable lounge with large screen TVs, laundry and shower facilities, and ATMs are all available.

Make sure to ask for a Crater Lake Junction Travel Center rewards membership card so that you can earn points for each purchase and visit. Your earned points can be applied toward future purchases.

Truckers, ask about trucker services and benefits for each visit. Convenience items and truck accessories are for sale, along with many useful daily provisions.

Come enjoy the warmth and excitement of Kla-Mo-Ya casino.

Crater Lake National Park

Crater Lake National Park is located off Highway 62, just 34 miles from Kla-Mo-Ya Casino and the Crater Lake Junction Travel Center. After playing and fueling up, discover the world-famous beauty and amazing history of Crater Lake. Groups and parties, ask about casino shuttle service for your outing or adventure.