



The Mountain GAZETTE

© 2024, Train Mountain

An Official Publication of the Train Mountain Institute and TM Railroad—Issue Vol. #5 Issue #25 August 2024

August

Hello everyone,

Train Mountain continues to be busy; hope you've all had the chance to get out here this year, and that you are also enjoying your home tracks. We certainly are. We're expanding our G scale collection in anticipation of bringing it down to the revitalized G-ville later this year. Seriously, we did not need much of an excuse to buy more cars—I mean, realistically, who does—but we're very excited to run both big and small trains at Train Mountain for Fall Colors.


It's been really busy at Train Mountain this month, with the Ops Meet, tons of visitors and a bunch of work on G-ville. This month's articles reflect that.

We have the usual excellent shenanigans from Dale Furseth, Theresa Shelby, Pam Williams and Joyce of course, so if you want to know what's going on with wood, track, office or excursions we've gotcha covered. We have the first look at the big locomotive move, courtesy of Joe Lagerstrom. And we have a cool article on optimal path choice by Michael Van Der Porten—welcome, Michael, to the pages of the Gazette!

Cheers,

Lucinda Gilman and Xander Geraghty

*Aurora at Train Mountain August 9
Photo by Ann Bruner-Welch*



2024 Train Mountain Train Meet Schedule

	Polar Bear	Spring Awakening	Narrow Gauge	Ops Meet	Summer Meet	Big Build	Fall Colors
Work week		4/27-5/2	5/25-5/30	6/22-6/26	7/27-8/1	8/31-9/5	
Meet	1/13-1/15	5/3-5/5	5/31-6/2	6/27-6/30	8/2-8/4	9/6-9/8	10/4-10/7

Join Train Mountain Now!

Register or Join - https://trainmtn.org/tmrrmembers/Member_Portal.aspx
The Mountain Gazette

Page:1

August 2024

On Track

Dale Furseth



This month I have been working on rebuilding the switches in Vitz Yard, next to the Blue Caboose campground. There are 15 aluminum switches that were on old wooden ties. The yard tracks had been previously upgraded to plastic ties but the switches were untouched, and were now in really bad condition. The only thing really holding the switch rails in place was gravity! It was a bad situation and needed to be upgraded.

I decided to rebuild the switches in place, which meant I would remove the old ties with the switch on the ground and replace the ties with new plastic ties. Each switch was also examined and parts were replaced when necessary. I found I could rebuild a switch a day, with ties that Lindsay Eddy cut in the track shop and delivered to Vitz, which helped a lot. A switch could be rebuilt in about 3 1/2 hours, but being on my knees for that length of time was pretty hard on the knees and back. This morning, I completed the rebuild on the 15th (and last) Vitz switch. All the switches at Vitz are now on plastic ties. I want to thank Tom Watson for his near daily visits, and for his time on the ground clearing rocks out of the points.

There are a couple of different ways to rebuild switches like this, and since I have been putting this off for a year, I have had a lot of time to think about the options. The option I chose was to replace the ties with the switch in place. I removed a couple of ties at a time, so the switch would not lose gauge. As the new ties were placed, after removing any roots in the area, the rails were re-gauged and secured with new tie plates. This has the advantage of dealing with any switches that are tweaked, or in any way non-standard.

The other option I considered was to remove the switches, take them to the switch shop and place them in the jigs. The old ties would be removed and replaced with new ties and it would be good to go. While this would be much easier on the back, I figured it would take a lot more time to remove, transport, and replace the switches. I was also afraid the switches would lose their custom fit and would be hard to replace. That, along with not wanting to take the yard out of service for a couple of weeks, led to my decision.

Next up is the removal and replacement of a bunch of track up by Four-Way Crossing so the track will not be damaged by the equipment moving the full-sized locomotive into place.

Central Station and Long Tunnel Problem

Michael Von Der Porten

I have had the opportunity to come to Train Mountain a handful of times. I've helped with many train operations and bring rail bikes.

I've become more familiar with the layout of TM and curious about the different options of how to get from one place to another. What is the shortest?

This becomes important at the Ops Meet and in the Train Game. It's also a mental challenge.

So, what's the shortest way to get from Central Station through the long tunnel and back to Central Station?

That sounds simple enough. The long tunnel is "right behind you" when you're in Central Station. The only problem is how to approach the long tunnel.



1. Maybe the most obvious path is around the turntable, down Panama Canal, around Blue Caboose Campground, back up the Serpentine and through the tunnel.

That's 1.66 miles.

2. Panama Canal is the "outer loop" compared to the upper end of the Serpentine. So, what if we go down the Serpentine and don't go as far as the Blue Caboose Campground? We can use the Hairpin as a wye, go back up toward the Panama Canal, but do a reverse move on the 2% Solution, then come up through the long tunnel

That's 1.64 miles. Those long "double back" sections add up!





3. Another option would be to go down the Serpentine, around Blue Caboose Campground, out to the 2% Solution, do a reversing move, and then back up the Serpentine.

Or, the 2% Solution reverse move could be done on the way down.

Those are worse at 1.80 miles.

Outside of the Ops Meet, reverse moves are not very common. So, options 2 and 3 would not be preferred.

4. What if we go through K&W to get down to Blue Caboose Campground?
That's 1.49 miles.

Anyone have a shorter way?

Editors note: Remember: Any reverse move must be flagged at least two mile posts back!





The Splinter

Theresa and John Shelby

[This Photo](#) by Un-

The Woodshop is planning to work on several tasks with the help of our members. We're gearing up big-time for the Big Build Work Week and would love your help! Some of the tasks we are planning are:

- Bring Fire Houses to the Woodshop
- Paint and repair Fire Houses
- Return Fire Houses to their original locations
- Put new Fire House names on sign plates
- Paint a crate full of square "bad track" blocks green
- Stain the new Sawdust Collector Room.
- Power wash benches that will be in front of the Woodshop
- Replace door molding on the Guard house on Katie Lane
- Paint 15 min. parking spots in front of the office yellow and place new signs

We aren't fully set up in the Train Game task section, although we're working towards that; if you'd like to pitch in, please sign up on the work week schedule, which will be in the Hall of Flags during the work week.

If anyone is interested in building 2" scale models at your home shop for the railroad sidings, please contact Jeff Shelby in the Woodshop.

Thank you to all those members who continue to help with all things woodshop.

Be sure to come visit us in the Woodshop,

Train Mountain on Youtube!

Be sure you're subscribed to the [Train Mountain YouTube channel](#) and that you turn on notifications to catch the latest Train Mountain films. The most recent releases are: The story of our German members building their "[flat pack train](#)", the [first day of the Ops Meet](#) and the [second day of the Ops Meet](#). And don't forget the [Track Shop](#) video which has been very well received by YouTube viewers everywhere. What's next on the playbill? Well, the final part of the Ops Meet, of course, and watch for a documentary on the move process for our new Weyerhaeuser locomotive!

Elections Notice!

Two of the Train Mountain Railroad Directors, Pete Robbins and Richard Croll are up for re-election this year. Both have agreed to run for another term. If anyone else is interested in running for one of these positions, please contact John Cooper at cooper.j@tmrr.org or Richard Croll at rcroll@tmrr.org by August 23rd.

These folks are bundled up properly for evening weather! Photo taken around 7pm.



What's spinning on the turntable?

Lucinda and Nate

[Buffet Heaven](#)

If you're a Johnny Cash fan, you might either love or hate this. It's a song about that finest of restaurants—the classic American buffet—set to the tune of Folsom Prison. Give it a listen.



Train Mountain Railroad Museum Excursions

Only FOUR dates left!

Pam Williams

Jeff Mills and I took a father and son, John and Keller, on an Excursion Saturday, August 3rd. Keller is quite a train enthusiast at only 10 and John is a member of the Willamette Cascade Model Railroad Club. Jeff and John will be working on ideas for expanding the use of our Midway G-ville property and encouraging other scale railroad clubs to make use of Train Mountain.

These excursions, as well as our regular weekday Tours, give us excellent opportunities to grow our membership and expand how we take advantage of all that Train Mountain has to offer.

There are openings for August 31st and Sept 1st, 7th & 8th. I've got 2 adults scheduled on Sunday, Sept. 8th and would like to fill that out with 2 more attendees. 1-week advanced reservations are required to get everything ready for these events.

Get additional information and reservations by contacting me at 253-325-2023.



08/03/2024 14:16:46
TM41-Tunnel Entrance



08/03/2024 12:26:47
TM46-Witcombe



Greetings from Joyce in the Front Office

As this is being written, it has cooled off a tad into the mid-70's and 80's this week. The air has been smoke-free for a couple of days and the sky is blue.

The Summer Meet was small but mighty. About 50 or so people came and once again a lot got accomplished during the work week. After Saturday's meet-time joy riding, 40 attended the Summer Meet Banquet catered with a lovely lasagna meal by Dana and the Potbelly Café.

As a reminder to everyone, all donations whether cash, check or card, or non-cash material items should go through the Train Mountain business office. Only in this way can we keep track of all donations and what they were for—whether general or specific. And only in this way can we properly acknowledge people who have donated.

Charlie Cat suffered an injury near the base of his tail about two weeks ago. We don't know what happened but suspect something tried to snag him or he snagged himself on something. Needless to say, he has gotten his tail healed now and he is now being more "Charlie." Miss Princess Maggie is doing great and having a ball guarding the staircase in the Hall of Flags.

The move with the big locomotive just happened. The move generated a lot of anticipation, excitement and enthusiasm. I don't think it's easy for anyone to have anticipated the amount of work involved in getting it cleaned up and moved to Train Mountain. I hear tale that a video on a custom locomotive shaped USB drive will be made of the move and installation, so you might get to see it for yourself. When it is ready, the special drive will be available for sale in the Train Mountain Company Store while supplies last.

The office has finally gotten its heat pump/AC unit! That *just* happened a few days ago. Being electric and on our solar panel system, it will save Train Mountain a ton on propane bills and the air in the office should be cleaner. Now work is being done to install the unit for the Loft. That installation will make the Loft so-o-o much more comfortable, especially in the hot summer months.

Train Mountain memberships are currently at 391 with 692 members. As always, this number continues to rise.

Visitors and Harvest Hosts are continuing to enjoy their visits to Train Mountain thanks to Train Mountain's volunteers and staff. All of the field trip and special events group visits have put smiles on lots of happy faces also thanks to all of our great helpers.

Coming up soon is the Big Build Work Week and Meet. We hope to see you here!

Enjoy the tail end of the summer months. Happy running!





Weyco #101



This month we are remembering:

Gary Madlinger

Robert F Bell

The Big Train Move

You may have seen the photos and videos of the full-size locomotive being moved into Train Mountain this month. It's super exciting and we're really looking forward to checking it out next time we're down there. We'll have a full article on the move next month; here are some photos taken by Joe Lagerstrom, official move documentarian, to tide us over until then..



The Big Train Move



For Sale

Fulton RR 4-4-0 Locomotive with Tender and 2 Passenger cars

\$32,500 USD *Price reduced!*


The engine is propane fired and runs very well. One car is a baggage car with provision for the propane tank, air compressor and battery. The other car is a passenger car with removable roof that allows passenger seating. In 2.5" to 1' scale 7.5" gauge.

This train set is of museum quality detail and was constructed by a group of distinguished builders. This engine is large for a 4-4-0 and is very capable. It deserves an owner's attention and admiration. More photos and video are available on request. (note: cars in the video are not included in the sale)

The train can be inspected at Train Mountain by appointment only. It's best to plan to view during the upcoming Train Mountain meets and work weeks. See the meet schedule on the Train Mountain Web site, (www.trainmtn.org).

Call the Train Mountain office for scheduling; ask for your inquiry to be sent to the Train Mountain Institute Board. Inquires during business hours only. This Train belongs to Train Mountain and proceeds will go to Train Mountain. Shipping and crating will be the responsibility of the buyer. FOB point would be Chiloquin, OR, 97624.


Reasonable offers will be considered.



CLASSIFIEDS

2022 Triennial Video Now Available

The 2022 Train Mountain Triennial video from Aaron Benson at 7Idea Productions is now available. You can [order online](#) or call the office at 541-783-3030 to get your copy. This is a most enjoyable video created by a true video artist and of course it just happens to be about our most favorite subject! The cost of the video is just \$29.95, quite a bargain! Videos of past Triennials are also available.



Our good friend Jim over at Discover Live Steam has placed ads for us on his terrific website, thanks Jim. discoverlivesteam.com

Did you see the great article and front cover story from the March / March 2024 issue of Live Steam and Outdoor Railroading? It is a great article covering the 2022 Triennial, and about the great gang of folks that volunteer at Train Mountain and put on terrific live steam train meets. Pretty cool!



Crater Lake/ Train Mountain Vacation Rentals

Crater Lake Chalet

Located on Hwy 422, only 1 mile off Hwy 62 and 2 miles from Hwy 97 in the Chiloquin area. This house is at north end of Train Mountain and contiguous to Train Mountain.



This comfortable house sits on 35 beautiful acres. 2 bedrooms and 2 bathrooms. Can sleep up to 6 people.


Panoramic View Ranch House / Crater Lake

This ranch house is located on Hwy 62, and attaches to the west side of Train Mountain. The 56 acres, panoramic views of Agency Lake and



the Cascades. Enjoy a peaceful and private experience. 4 bedrooms and 2 bathrooms.

Can sleep up to 8 people.



For more information please call: **Julie 415-756-3943** or **Mike 415-420-9026**

10% off for train mountain members

www.getawayvacationhome.com

CLASSIFIEDS

The Potbelly cafe



Located only 1.5 miles off Hwy 97 in Downtown Chiloquin in the same building as the Post Office 212 1st Ave-



Good Service
Good Food
Friendly Folks



Crater Lake Junction Travel Center

34005 Hwy 97 N, Chiloquin, OR 97624, 541-783-9800

The Crater Lake Junction Travel Center opened for business in 2010, and is owned by the Klamath, Modoc and Yahooskin Tribes. Open 24 hours a day and located just next door to Kla-Mo-Ya Casino as you enter, this travel center offers competitive fuel prices and many convenience items.

Travelers can fuel up with gas, diesel, or propane. Stop in for a snack or soda, or grab a quick meal featuring food to go or you can eat it there, Free Wi-Fi, a comfortable lounge with large screen TVs, laundry and shower facilities, and ATMs are all available.

WE ARE ALL VOLUNTEERS
DON'T YELL AT ME, I AM A VOLUNTEER!

HAVE SOMETHING YOU WANT TO SELL?

Place an ad in the Gazette!
1/8 Page: \$25/month or \$250/year
1/4 Page: \$40/month or \$400/year
1/2 Page: \$70/month or \$700/year
Full Page: \$125/month or \$1250/year

Published by Train Mountain Railroad
P.O. Box 438
Chiloquin, OR 97624
Email: info.at.tmrr@gmail.com Phone: 541-783-3030

Contributors: TMRR BOD, Friends, TMI
Photos: Tom Watson



Please submit your volunteer hours. If you work off site or at home on Train Mountain projects - these hours count.



REMEMBER: No job is complete without the paperwork!



NOTICES

Gazette PUBLICATION DEADLINE:

Submissions to the Gazette must be received by the 15th of the month of publication. The fifteenth of the month is to be the last day to submit material. Material received after the 15th of the month may be held until the following month or rejected.

SUBMISSION CRITERIA

Articles and ads may be submitted via a pdf file, MS WORD, Open Office, notepad, or similar text file attached to an email. **The email SUBJECT line must include your article title and a date.**

Please give each article a distinct file name with your name and a date. If everyone submits an article named "article for gazette" or something similar it will often get overwritten by another article with the same name when downloading. **Articles sent as text in a email text will no longer be accepted.**

Please use ARIAL 12pt font—it can be displayed in all Browsers, and is easy to read. Please do NOT use the Calibri or Times New Roman font, as we must take the time to convert it to Arial.

If your document has an embedded image, you must also include the image separately as a jpg, png, or similar image file.

Please send all articles to lucindagilman@gmail.com.

Visitors to Train Mountain and YOU:

Train Mountain is very popular and is continually attracting visitors from throughout the world. We announce that our hours are from 9:00 AM until 3:00 PM Monday through Friday during the summer, and 10:00 AM to 2:00 PM during the winter. The office is closed on weekends except during meets, and then only when volunteers are available to open the office.

Our insurance advisors request that all people (members and visitors) complete and sign a liability release. If **YOU** as a member encounter visitors on the property without a visitors pass please direct them to the office so that we can insure that a release has been completed and a visitors pass has been issued.

If **YOU**, as a member, open the gate and allow visitors to pass through - **YOU** are responsible to see that the release has been completed, and **YOU** are liable for them until they sign a release. Releases are available in the mailboxes near the office for those times when the office is closed. There are also releases available in the kitchen and in the Back Shop.

If you do not want to, or do not have the time to, ensure that the releases are completed - then please graciously explain that the train park is closed to visitors and that the open hours are normally (Winter - 10:00 AM until 2:00 PM) (Summer - 9:00 AM until 3:00 PM) Monday through Friday. To arrange other hours visitors should call the office at 541-783-3030.

Train Mountain is a NO SMOKING Facility

During recent events, many Members and their Guests have been ignoring this policy. There are only three designated smoking areas at Train Mountain:

- (1) Outside the front of the Backshop
- (2) Outside the east door of the Hall of Flags
- (3) Outside the Motor Pool (Maintenance Building)

Due to the high fire danger at Train Mountain during the summer, we have zero tolerance for anyone smoking outside one of the designated areas.

There is NO SMOKING anywhere out on the track!

Members, Guests, and Visitors that continue to violate the Train Mountain Smoking Policy may be asked to leave.

I've heard of that social media thing...

If you want to get Train Mountain information and pictures while you're waiting for the next gazette, follow and like us on these social media platforms:



YouTube

Facebook: [/trainmountainrailroad](https://www.facebook.com/trainmountainrailroad)

Instagram: [trainmountainrailroad](https://www.instagram.com/trainmountainrailroad)

Youtube: [trainmountainrailroad](https://www.youtube.com/trainmountainrailroad)

New Gate Code

Due to security concerns, the Gate Code for the Train Mountain Main Gate may be changed at any time without notice. Any Member planning to arrive at Train Mountain when the Office is closed will need to contact the Office prior to arrival to ensure they have the current Gate Code.

Get New Gate Code—Call Office 541-783-3030

Train Mountain Volunteer Hours

Name: _____

Month & Year: _____

Date	Project(s) Worked On	Number of Hours
Total Hours		

Volunteer Hours Reporting

Dale Furseth has worked his techie magic on the member’s part of our website again. You can now report your monthly volunteer hours online. From the Train Mountain Railroad home page, click on “Online Member Resources: Join Train Mountain: “Register for Meets”, then on “Enter Volunteer Hours” or go there directly with this link:

https://trainmtn.org/tmrrmembers/Member_VolunteerHours.aspx

Choose your name from the drop down menu, enter your total hours in the box that matches the month you are reporting your hours for and click on “Update Information” to submit them. So-o-o simple! We hope you enjoy using this feature.